



DIESEL TRAIN SERVICES

AND CHEAP FARES FACILITIES

between

BIRMINGHAM (Snow Hill and Moor Street)

WOLVERHAMPTON (Low Level)

WELLINGTON

LEAMINGTON SPA (General)

STRATFORD-UPON-AVON

STOURBRIDGE

KIDDERMINSTER

BEWDLEY and DUDLEY

12th SEPTEMBER 1960 to 11th JUNE 1961
or until further notice

WESTERN REGION

BRITISH RAILWAYS



DIESEL TRAIN SERVICES

AND CHEAP FARES FACILITIES

between

BIRMINGHAM (Snow Hill and Moor Street)

WOLVERHAMPTON (Low Level)

WELLINGTON

LEAMINGTON SPA (General)

STRATFORD-UPON-AVON

STOURBRIDGE

KIDDERMINSTER

BEWDLEY and DUDLEY

12th SEPTEMBER 1960 to 11th JUNE 1961
or until further notice

WESTERN REGION

BRITISH RAILWAYS

www.railcar.co.uk

LIST OF STATIONS, TELEPHONE NUMBERS AND STATION MASTERS

LIMITED CAR PARKING FACILITIES ARE AVAILABLE AT STATIONS MARKED *

Station	Telephone Number	Station Master	Station	Telephone Number	Station Master
Acocks Green & S. Yardley	ACOCKS Green 0773	Mr. E. H. Margetts	Lye	Lye 2344	—
*Albrighton	Albrighton 231	Mr. J. R. Broxton	*Oakengates	Oakengates 301	Mr. L. L. Dawkes
*Bearley	Snitterfield 226	Mr. E. A. Mayhew	Oldbury & Langley Green	BROADwell 2591	Mr. T. S. Beard
*Bewdley	Bewdley 2242	—	Old Hill	BLACKheath 1365	Mr. H. Morris
Bilston (Central)	Bilston 41541	Mr. F. Coad	*Olton	ACOCKS Green 1074	Mr. C. F. Ward
Birmingham (Moor St.)	CENTRAL 5071	Mr. G. H. Millington	Priestfield	Bilston 41679	Mr. W. T. B. Smith
Birmingham (Snow Hill)	CENTRAL 5071	Mr. R. G. W. Windsor	Rowley Regis	BLACKheath 1346	Mr. J. H. Postings
Bordesley	CENTRAL 5071	Mr. G. H. Millington	*Shifnal	Shifnal 6	Mr. R. F. Turner
Churchill & Blakedown	Blakedown 245	Mr. E. J. Howell	*Shirley	SHIRley 1095	Mr. C. R. Jones
Claverdon	Claverdon 225	Mr. L. B. H. Dawkes	Small Heath & Sparkbrook	VICTORIA 0832	Mr. N. E. Boscott
*Codsall	Codsall 68	Mr. J. G. Evans	*Smethwick (West)	SMETHwick 0515	Mr. R. Jones
Cosford	Albrighton 491	Mr. J. R. Broxton	*Solihull	SOLIHull 0232	Mr. W. E. Daniells
Cradley Heath	CRADley Heath 69929	Mr. W. Wakeman	Soho & Winson Green	CENTRAL 5071	Mr. I. H. C. Chapman
*Danzey (for Tanworth)	Tanworth-in-Arden 207	Mr. E. J. Mortimer	Spring Road	SPRINGfield 2427	Mr. A. G. Noble
*Dudley	Dudley 52301	Mr. H. R. Griffiths	*Stourbridge Junction	Stourbridge 5608	Mr. F. S. Sykes
Dunstall Park	—	Mr. M. Mathews	*Stourbridge Town	Stourbridge 5474	Mr. F. A. Greenslade
*Earlswood Lakes	Earlswood 322	Mr. G. A. Downey	*Stourport-on-Severn	Stourport 2331	Mr. C. H. Law
Great Bridge	Tipton 1073	Mr. J. H. Miles	*Stratford-upon-Avon	Stratford 2057	Mr. W. J. Bright
Grimes Hill & Wythall	—	Mr. T. W. Owen	Swan Village	WEST Bromwich 0066	Mr. J. H. Miles
*Hagley	Hagley 2639	Mr. E. J. Howell	Tyseley	ACOCKS Green 1353	Mr. J. C. Millington
*Hall Green	SPRINGfield 2427	Mr. A. G. Noble	*Warwick	Warwick 29	Mr. C. E. Crump
*Handsworth & Smethwick	NORTHERN 0102	Mr. J. W. Timms	*Wednesbury (Central)	WEDnesbury 0483	Mr. S. Poole
*Hatton	Claverdon 221	Mr. L. B. H. Dawkes	Wellington (Salop)	Wellington 182	Mr. W. H. Teague
*Henley-in-Arden	Henley-in-Arden 31	Mr. G. H. Gardner	*West Bromwich	WEST Bromwich 0530	Mr. N. H. Viles
*Hockley	CENTRAL 5071	Mr. I. H. C. Chapman	*Widney Manor	SOLIHull 0233	Mr. W. E. Daniells
*Kidderminster	Kidderminster 4004	Mr. S. A. Cole	*Wilmcote	Stratford 2608	Mr. E. A. Mayhew
*Knowle & Dorridge	Knowle 2409	Mr. V. A. Thomas	*Wolverhampton (Low Level)	Wolverhampton 22361	—
*Lapworth	Lapworth 41	Mr. E. Giles	Wood End	Tanworth-in-Arden 255	Mr. E. J. Mortimer
*Leamington Spa (General)	Leamington 7484	Mr. A. J. Winter	Yardley Wood	—	Mr. H. J. Coombs

BIRMINGHAM-SOUTH WALES

EXPRESS DIESEL SERVICES

Speed, comfort and cleanliness are special features of the Western Region Inter-City Diesel train services which operate between Birmingham (Snow Hill) and South Wales.

In addition to meeting the needs of passengers generally, these services enable business people to travel out and home in a day, with adequate time at their destination.

First and Second Class seating accommodation has been designed for comfort: a modern system of heating and ventilation has been installed and toilet facilities provided.

Refreshments are available between Birmingham and Cardiff in the buffet car.

AN ATTRACTIVE WEEK-END FACILITY FOR GOLFERS

A combined rail/hotel golfing week-end facility will operate in conjunction with the British Railways Manor House Hotel, Moretonhampstead and the Tregenna Castle Hotel, St. Ives, during the 1960-61 off-peak season. Bookings may be made for each week-end from 30th September, 1960 to 12th May, 1961, with the exception of Christmas, New Year and Easter week-ends.

A special tariff is available for travel from any British Railways station, incorporating First Class rail travel, car conveyance to and from hotel, residence and meals, also Green fees.

Descriptive folder obtainable on request from Stations or Commercial Officer, Paddington Station, W.2.

THROUGH EXPRESS SERVICES—between WELLINGTON, WOLVERHAMPTON (Low Level), BIRMINGHAM (Snow Hill), LEAMINGTON SPA GENERAL and LONDON (Paddington)

		Week Days																			
		am	am	am	am	am	am	pm	pm	pm	pm	pm	pm	pm	pm	pm	pm	pm	pm	pm	night
		P	RC	RC	RC	RC	RC	RC	P	E	RC	RC	RC	RC	RC	RC	RC	RC	F	RC	RC
Wellington	dep	7 0	7A25	8A33	9A35	10A30	11A36	1 34											4 54	6 51	11 30
Wolverhampton (L.L.)	..	7 30	8A 0	9A 0	10A 0	11A 0	12A 0	2 0	2 30		2A20	2 35	3A33	4A20	4D35	5 20	5 33	7 29	8 29	12 10	
Birmingham (S.H.)	..	8 0	8 30	9 28	10 28	11 28	12 28	2 26	2 55	3 15	3 28	4 28	5 26	6 45	7 15	8 10	8 35	9 15	10 15	11 50	
Leamington Spa General	..	9 35	10 10	11 10	12 15	1 15	2 20	4 0	4 25	5 15	5 15	6 7	6 45	7 15	8 10	8 35	9 15	10 15	11 50	12 10	
PADDINGTON	arr																				

		Week Days																			
		am	am	am	am	am	am	pm	pm	pm	pm	pm	pm	pm	pm	pm	pm	pm	pm	pm	pm
		P	RC	RC	RC	RC	RC	P	RC	RC	RC	RC	RC	RC	RC	RC	RC	RC	RC	RC	RC
PADDINGTON	dep	12 5	7 6 5	8A30	9A 0	9A10	10A10	11A10	12 10	1A10	2A10	3A10	4A10	4A10	4 27	4 50	5A10	6A 8	6A10	6A10	7A10
Leamington Spa General	arr	3 13	9 46	10 30	11 13	11 42	12 24	1 23	2 5	3 33	4 18	5 26	6 36	6 43	7 37	6 19	6 53	7 51	8 2	9 6	9 57
Birmingham (S.H.)	..	4 23	5 0	10 55	11 40	12 5	12 48	1 48	2 5	3 59	4 44	5 53	7 4	7 11	8 0	7 20	7 56	8 48	8 57	9 3	10 15
Wolverhampton (L.L.)	..	5 0				12 38		2 17		4 31	5 18		7 36	7 43				9 30			11 40
Wellington	..																				

		Sundays										Sundays												
		am	am	pm	pm	pm	pm	pm	pm	night	night	am	am	am	pm	pm	pm	pm	pm	pm	pm	pm		
		RC	RC	RC	RC	RC	RC	RC	RC	Z	Z	RC	RC	RC	RC	RC	RC	RC	RC	RC	RC	RC		
Wellington	dep	8 30	10 30	2 7	3 33	4 30	5 14	5 32	6 50	11 50	12 30	PADDINGTON	dep	12 5	10 0	11A10	2A10	4 10	6A10	10 6A	10 6A	10 6A	10 6A	10 6A
Wolverhampton (L.L.)	..	9 30	11 15	1 33	2 40	3 33	4 30	5 52	7 30	8 0	12 30	Leamington Spa General	arr	3 16	12 58	1 10	4 8	6 11	7 6	8 24	9 31	10 7	11 17	11 17
Birmingham (S.H.)	..	10 0	11 40	2 0	3 10	4 05	5 25	6 33	8 0	8 25	12 15	Birmingham (S.H.)	..	3 55	1 33	1 45	4 47	5 07	4 28	2 8	9 19	4 21	10 45	11 50
Leamington Spa General	..	10 31	12 20	2 32	3 44	4 32	5 40	7 4	8 31	8 59	10 35	Wolverhampton (L.L.)	..	4 30	2 13	2 13	5 17	1 18	1 18	5 6	9 35	10 10	11 10	12 15
PADDINGTON	arr	12 45	2 20	4 32	5 45	6 32	7 50	8 50	10 45	11 55	2 35	Wellington	..	5 12	2 51	2 51	5 50	7 54	10 18					

<p>A Seats can be reserved in advance on payment of a fee of 2s. Od. per seat</p> <p>o am</p> <p>D Except on Saturdays seats can be reserved in advance on payment of a fee of 2s. Od. per seat</p>	<p>E Except Saturdays</p> <p>F Fridays only</p> <p>G On Saturdays dep 7 10 am</p> <p>H On Fridays arr 3 2 pm</p> <p>J Fridays and Saturdays only</p> <p>MB Buffet Car provided</p>	<p>P The Birmingham Pullman. Pullman Cars only, limited accommodation (Supplementary charges)</p> <p>RC Restaurant Car provided, in some cases for a portion of the journey only</p>	<p>S Saturdays only</p> <p>V On Saturdays arr 2 25 pm</p> <p>W Except Fridays and Saturdays</p> <p>Z Conveys First and Second Class Sleeping Car, limited accommodation</p>
--	--	--	---

EXCURSION TICKETS

Excursion tickets are issued at specially reduced fares to principal towns, also to holiday resorts and in connection with special events. Full details obtainable from Stations and Agencies.

FOR DETAILS OF SPECIAL CHEAP DAY RETURN FARES SEE PAGES 35 to 41

Tickets are available any day by any train. Passengers may return by any train the same day affording a service through to destination. Children under 3 years of age free, 3 years and under 14, half-fare. (Fractions of 1d. charged as 1d.)

Passengers may alight at a station short of destination in either direction upon surrender of the ticket, and commence the return journey from an intermediate station.

First Class tickets are issued at fares approximately 50 per cent. over Second Class.

As certain trains are Second Class only, First Class Passengers should, before booking, ascertain which trains are provided with First Class accommodation.

NOTICE—The train services, fares and facilities shown in this book are subject to alteration or cancellation at short notice and do not necessarily apply at Bank and Public Holidays or on Race Days.

**LEAMINGTON SPA, BIRMINGHAM, WOLVERHAMPTON and WELLINGTON—
CHELTENHAM SPA, STRATFORD-UPON-AVON and BIRMINGHAM—
BIRMINGHAM, STOURBRIDGE JUNCTION, KIDDERMINSTER,
BEWLEY and DUDLEY**

	Week Days—continued										Week Days—continued									
	pm	pm	pm	pm	pm	pm	pm	pm	pm	pm	pm	pm	pm	pm	pm	pm	pm	pm	pm	pm
152LONDON (Pad.) dep	2	4	10	4	10	
Leamington Spa Gen. dep	5 40	..	5 45	6 0	6 4	6 4	6 10	4 50	
Warwick	5 44	..	5 49	6 4	6 4	6 10	6 22	
Hatton arr	5 50	..	5 55	6 10	
Hatton dep	5 56	
Claverdon	6 0	
Bearley	6 5	
Wilmcote	6 9	
Stratford-u-Avon. arr	6 14	
Cheltenham Spa ‡ dep	Stop	
Stratford-u-Avon. dep	5 23	..	41	
Wilmcote	5 28	..	47	
Bearley	5 55	..	51	
Claverdon	5 56	..	56	
Hatton arr	6 0	
Hatton dep	5 51	
Lapworth	5 48	..	5 58	
Knowle and Dorridge.	5 53	..	6 3	
Widney Manor	5 57	..	6 7	
Solihull	6 0	..	6 10	
Olton	6 4	..	6 14	
Acock's Green & S. Yardley	6 7	..	6 17	
Wootton Waven Plat.	5 34	
Henley-in-Arden	5 38	
Danzev, for Tanworth	5 44	
Wood End	5 48	
The Lakes Halt	5 52	
Earlwood Lakes	5 55	
Grimes Hill & Wythall	5 58	
Whitlock's End Halt	6 1	
Shirley	6 4	
Yardley Wood	6 7	
Hall Green	6 10	
Spring Road	6 13	
Tyseley	6 9	..	6 15	
Small Heath & Sparkbrook	6 13	..	6 19	
Bordesley	6 16	..	6 22	
Birmingham Moor St. arr	6 26	
Birmingham Moor St. dep	6 21	..	6 26	
Birmingham Snow Hill dp	6 25	
Hockley	6 28	
Soho and Winson Green	6 30	
Handsworth & Smethwick	6 34	
Smethwick West	6 47	
Oldbury & Langley Gn.	6 50	
Rowley Regis & Blackth	6 54	
Old Hill W .. [Cradley	6 57	
Cradley Heath and	7 0	
Lye	7 4	
Stourbridge Junc. arr	7 7	
Stourbridge Junc. dep	
Hagley	
Churchill & Blakedown.	
Kidderminster	
W	
Bewley arr	
West Bromwich	6 38	
Swan Village	6 41	
Great Bridge South	
Dudley arr	
Wednesbury Central	6 45	
Bilston Central	6 49	
Priestfield	6 52	
Wolverhampton	6 56	
(Low Level) dep	
Dunstall Park	
Birches and Bilbrook Halt.	
Codsall	
Albrighton	
Cosford	
Shifnal	
Oakengates	
New Hadley Halt	
Wellington arr	

Pullman Cars only (limited accommodation). Paddington to Wolverhampton. Supplementary charges (See Table 13)
THE BIRMINGHAM PULLMAN
 TC to Great Malvern
THE CORNISHMAN, RC & TC Penzance & TC Kingswear, Paignton & Torquay to Wolverhampton (Table 166)

MB and TC from Swansea (Table 105)

For Notes, see page 18

**LEAMINGTON SPA, BIRMINGHAM, WOLVERHAMPTON and WELLINGTON—
 CHELTENHAM SPA, STRATFORD-UPON-AVON and BIRMINGHAM—
 BIRMINGHAM, STOURBRIDGE JUNCTION, KIDDERMINSTER,
 BEWDLEY and DUDLEY**

	Week Days—continued																							
	pm	pm	pm	pm	pm	pm	pm	pm	pm	pm	pm	pm	pm	pm	pm	pm	pm	pm	pm	pm	pm	pm	pm	
152LONDON (Pad.) dep	6 8	6 10	..	6 10	
Leamington Spa Gen. dep	7 0	7 4	7 10	7 29	7 54	8 0	8 3	8 10	8 15	8 45		
Warwick	7 4	7 10	7 14	8 4	8 10	..	8 18	8 19	8 49		
Hatton	7 10	7 20	8 10	8 14	..	8 20	8 26	8 56		
Hatton dep	8 57		
Claverdon	6 59	7 4	9 2		
Bearley	7 4	9 7		
Wilmcote	9 11		
Stratford-u-Avon. arr	7 11	9 16		
Cheltenham Spa †. dep	6 55	7 25	7 45		
Stratford-u-Avon. arr	7 31	7 30	7 50		
Stratford-u-Avon. dep	7 32	7 45	7 55		
Wilmcote	7 50	8 0		
Bearley	8 0	8 10		
Claverdon	8 10	8 20		
Hatton	8 10	8 20		
Hatton dep	7 11	7 21		
Lapworth	7 18	7 28		
Knowle and Dorridge.	7 24	7 34		
Widney Manor	7 28	7 38		
Solihull	7 31	7 41		
Olton	7 35	7 45		
Acoc's Green & S. Yardley	7 38	7 48		
Wootton Waven Plat.		
Henley-in-Arden		
Danzey, for Tanworth.		
Wood End		
The Lakes Halt		
Earlswood Lakes		
Grimes Hill & Wythall.		
Whitlock's End Halt		
Shirley		
Yardley Wood		
Hall Green		
Spring Road		
Tyseley	7 40	7 50		
Small Heath & Sparkbrook.	7 41	7 51		
Bordesley	7 44	7 54		
Birmingham Moor St. arr	7 47	7 57		
Birmingham Snow Hill ..	7 51	8 1		
Birmingham Snow Hill dp	7 55	8 5		
Hockley		
Soho and Winson Green		
Handsworth & Smethwick.	8 0	8 18		
Smethwick West		
Oldbury & Langley Gn..		
Rowley Regis & Blackth'th		
Old Hill W .. [Cradley		
Cradley Heath and		
Lye		
Stourbridge Junc. arr		
Stourbridge Junc. dep		
Hagley		
Churchill & Blakedown.		
Kidderminster		
Kidderminster W		
Bewdley		
West Bromwich	8 6	8 15		
Swan Village	8 10		
Great Bridge South	8 13		
Dudley	8 20		
Wednesbury Central		
Bilston Central		
Priestfield		
Wolverhampton (Low Level) arr		
Wolverhampton (Low Level) dep		
Dunstall Park		
Birches and Bilbrook Halt.		
Codsall		
Albrighton		
Cosford		
Shifnal		
Oakengates		
New Hadley Halt		
Wellington		

For Notes, see page 18

**LEAMINGTON SPA, BIRMINGHAM, WOLVERHAMPTON and WELLINGTON—
CHELTENHAM SPA, STRATFORD-UPON-AVON and BIRMINGHAM—
BIRMINGHAM, STOURBRIDGE JUNCTION, KIDDERMINSTER,
BEWDLEY and DUDLEY**

	Week Days—continued														Sundays					
	pm	pm	pm	pm	pm	pm	pm	pm	pm	pm	pm	pm	pm	pm	am	am	am	am	am	am
152LONDON (Pad.) dep	7 10	8 10
Leamington Spa Gen. dep	9 9	9 15	10 0	10 5	10 15	..	10 27	10 45	3 20	..
Warwick	9 9	9 19	10 0	10 9	10 15	..	10 27	10 49	..	7 30
Hatton arr	9 25	10 15	10 26	10 56	..	7 40	
Hatton dep	10 27	10 57	
Claverdon	10 32	11 2	
Bearley	11 7	
Wilmcote	11 11	
Stratford-u-Avon. arr	10 44	11 16	
Cheltenham Spa †. dep	9 53	10 27	
Stratford-u-Avon. dep	9 32	10 28	
Wilmcote	9 37	10 58	
Bearley	11 4	
Claverdon	
Hatton arr	
Hatton dep	9 26	10 16	11 15	
Lapworth	9 33	10 23	11 18	
Knowle and Dorridge. 9 28	9 38	10 28	11 30	..	7 41	
Widney Manor	9 42	10 48	11 0	10 55	11 10	..	7 47	
Solihull	9 45	10 34	11 4	..	7 52	
Olton	9 49	10 38	11 8	..	7 58	
Acoc's Green & S. Yardley 9 52	9 52	10 41	11 10	..	8 2	
Wootton Waven Plat.	
Henley-in-Arden	
Danzev, for Tanworth.	
Wood End	
The Lakes Halt	
Earlwood Lakes	
Grimes Hill & Wythall.	
Whitlock's End Halt	
Shirley	
Yardley Wood.	
Hall Green	
Spring Road	
Tyseley	9 54	10 27	
Small Heath & Sparkbrook. 9 55	9 55	10 28	
Bordesley	10 31	
Birmingham Moor St. arr	10 0	10 37	
„ Snow Hill „ .. .	9 47	10 36	
Birmingham Snow Hill dp 9 53	Stop	9 55	10 0	10 20	10 32	10 39	10 55	10 58	11 20	4 10	7 0	7 30	
Hockley	10 3	10 23	11 3	7 3	7 34	
Soho and Winson Green	10 6	10 26	11 6	7 6	7 37	
Handsworth & Smethwick.	10 0	10 10	10 30	11 0	..	11 10	7 9	7 41	
Smethwick West.	11 15	7 46	8 20	
Oldbury & Langley Gn.	11 18	7 50	8 23	
Rowley Regis & Blackh'th	11 22	7 54	8 27	
Old Hill W .. [Cradley	11 25	7 58	8 30	
Cradley Heath and	11 28	8	28 33	
Lye	11 32	8	6 37	
Stourbridge Junc. arr	10 32	10 35	8	9 8 40	
Stourbridge Junc. dep	10 35	10 59	8	9 8 40	
Hagley	10 37	11 1	8 12	8 45	
Churchill & Blakedown.	10 42	11 1	8 12	8 45	
Kidderminster W	10 42	11 1	8 21	8 54	
W	10 42	11 10	8 22	9 1	
Bewdley dep	10 50	11 10	8 30	9 10	
Bewdley arr	
West Bromwich	10 6	..	10 35	11 6	7 14	..	
Swan Village	10 10	..	10 39	11 10	
Great Bridge South	10 13	
Dudley W arr	10 20	11 20	
Wednesbury Central.	10 42	11 37	7 19	..	
Bilston Central	10 47	11 44	7 23	..	
Priestfield	7 27	..	
Wolverhampton (Low Level) 10 15	pm	10 20	10 53	11 0	pm	11 15	4 30	7 31	..	
Dunstable Park	4 40	7 40	
Birches and Bilbrook Halt.	
Codsall	11 22	7 46	..	
Albrighton	11 25	7 48	..	
Cosford	11 30	7 53	..	
Shifnal	11 34	7 58	..	
Oakengates	11 40	8 5	..	
New Hadley Halt	11 47	8 13	..	
Wellington arr	11 2	8 16	..	
Wellington	8 23	..	

For Notes, see page 18

**LEAMINGTON SPA, BIRMINGHAM, WOLVERHAMPTON and WELLINGTON—
CHELtenham SPA, STRATFORD-UPON-AVON and BIRMINGHAM—
BIRMINGHAM, STOURBRIDGE JUNCTION, KIDDERMINSTER,
BEWDLEY and DUDLEY**

		Sundays—continued																			
		am	am	am	am	am	am	am	am	am	am	am	am	am	am	pm	pm	pm	am	am	pm
152	LONDON (Pad.) dep	10 0	11 0	..
	Leamington Spa Gen. dep	8 30	8 45	..	9 30	10 30	11 30	12 30	1 15	..
	Warwick ..	8 34	8 49	..	9 34	10 34	11 34	12 34
	Hatton ..	8 40	8 55	..	9 40	10 40	11 40	12 40
	Hatton .. dep	8 56
	Claverdon	9 1
	Bearley	9 6
	Wilmcote	9 10
	Stratford-u-Avon. arr	9 15
	Cheltenham Spa † dep
	Stratford-u-Avon. arr	Stop
	Stratford-u-Avon. dep	8 15	9 35	10 35	11 15	..	11 35	..	12 32
	Wilmcote	9 40	10 40	11 20	..	11 40
	Bearley	11 24
	Claverdon	11 31
	Hatton	11 35
	Hatton .. dep	8 41	9 41	10 41	11 41	12 41
	Lapworth ..	8 47	9 47	10 47	11 47	12 47
	Knowle and Dorridge ..	8 52	9 52	10 52	11 52	12 52
	Widney Manor
	Solihull ..	8 58	9 58	10 58	11 58	12 58
	Olton ..	9 2	10 2	11 2	12 2	1 2
	Acock's Green & S. Yardley	9 4	10 4	11 4	12 4	1 4
	Wootton Waven Plat. ..	8 25	9 46	10 46	11 46
	Henley-in-Arden	8 32	9 50	10 50	11 50
	Danzey, for Tanworth ..	8 38	9 56	10 56	11 56
	Wood End ..	8 42	10 0	11 0	12 0
	The Lakes Halt ..	8 46	10 4	11 4	12 4
	Earlswood Lakes ..	8 49	10 7	11 7	12 7
	Grimes Hill & Wythall ..	8 52	10 10	11 10	12 10
	Whitlock's End Halt	10 13	11 13	12 13
	Shirley ..	8 58	10 16	11 16	12 16
	Yardley Wood ..	9 1	10 19	11 19	12 19
	Hall Green ..	9 5	10 23	11 23	12 23
	Spring Road ..	9 7	10 25	11 26	12 26
	Tyseley ..	9 6	9 10	10 7	10 28	..	11 6	11 29	12 6	12 28
	Small Heath & Sparkbrook.	9 7	9 11	10 9	10 30	..	11 7	11 29	12 7	12 29
	Bordesley ..	9 10	9 15	10 12	10 33	..	11 10	11 32	12 10	12 32
	Birmingham Moor St. arr	9 13	9 18	10 15	10 36	..	11 13	11 35	12 13	12 35
	Snow Hill ..	9 16	9 21	10 18	10 39	..	11 16	11 38	12 16	12 38
	Birmingham Snow Hill dp	9 23	..	9 35	9 50	9 55	10 23	..	10 55	11 23	..	11 45	11 50	11 55	12 23	..	12 55	..	1 10	1 23	..
	Hockley	9 58	..	10 58	11 48	11 58	..	12 28	..	12 58	..	1 13
	Soho and Winson Green	10 51	..	11 51	11 51	12 51	..	12 28	..	1 5	..	1 16
	Handsworth & Smethwick.	9 28	10 5	10 28	..	11 5	11 28	12 5	12 28	1 20	1 28	..
	Smethwick West	10 10	..	11 10	11 59	12 10	..	12 10
	Oldbury & Langley Gn.	10 13	..	11 13	12 13	..	12 13
	Rowley Regis & Blackh'th	10 17	..	11 17	12 17	..	12 17
	Old Hill W [Cradley	10 20	..	11 20	12 20	..	12 20
	Cradley Heath and	10 23	..	11 23	12 23	..	12 23
	Lye	10 27	..	11 27	12 27	..	12 27
	Stourbridge Junc. arr	9 55	10 30	..	11 30	12 30	..	12 30
	Stourbridge Junc. dep	9 57	10 35	..	11 35	12 35	..	12 35
	Hagley	12 35	..	12 35
	Churchill & Blakedown.	12 35	..	12 35
	Kidderminster W	10 5	10 44	..	11 44	12 44	..	12 44
	Bewdley	12 45	..	12 45
	West Bromwich ..	9 33	10 33	..	11 33	12 0	..	12 33	1 25	1 33	..
	Swan Village	12 0	..	12 33
	Great Bridge South	12 10	..	12 33
	Dudley W	12 10	..	12 33
	Wednesbury Central ..	9 38	10 38	..	11 38	12 38	..	12 38	1 38	..
	Bilston Central ..	9 42	10 42	..	11 42	12 42	..	12 42	1 42	..
	Priestfield ..	9 46	10 46	..	11 46	12 46	..	12 46	1 46	..
	Wolverhampton (Low Level) } arr	9 50	10 15	..	10 50	..	11 50	12 50	..	12 50	1 50	..
	dep	9 55	10 20	..	10 55	..	11 55	12 55	..	12 55	1 55	..
	Dunstall Park
	Birches and Bilbrook Halt.	10 1	11 1	..	12 1	1 1	..	1 1	2 1	..
	Codsall ..	10 4	11 4	..	12 4	1 4	..	1 4	2 4	..
	Albrighton ..	10 9	11 9	..	12 9	1 9	..	1 9	2 9	..
	Cosford ..	10 13	11 13	..	12 13	1 13	..	1 13	2 13	..
	Shifnal ..	10 19	11 19	..	12 19	1 19	..	1 19	2 19	..
	Oakengates ..	10 26	11 26	..	12 26	1 26	..	1 26	2 26	..
	New Hadley Halt ..	10 29	11 29	..	12 29	1 29	..	1 29	2 29	..
	Wellington ..	10 37	10 47	..	11 37	..	12 37	1 37	..	1 37	2 37	..

For Notes, see page 18

**WELLINGTON, WOLVERHAMPTON, BIRMINGHAM and LEAMINGTON SPA—
BIRMINGHAM, STRATFORD-UPON-AVON and CHELTENHAM SPA—
DUDLEY, BEWDLEY, KIDDERMINSTER, STOURBRIDGE JUNCTION
and BIRMINGHAM**

	Week Days—continued																			
	am	am	am	am	am	am	am	am	am	am	am	am	am	am	am	am	am	am	am	am
Wellington .. dep	6 38	6 46
New Hadley Halt	6 42	6 51
Oakengates	6 49	6 59
Shifnal	6 56	7 06
Cosford	7 03	7 13
Albrighton	7 07	7 18
Codsall	7 14	7 24
Birches and Bilbrook Halt	7 17	7 27
Dunstall Park	7 25	7 33
Wolverhampton {	7 28	7 36
(Low Level) dep	7 40	7 40
Priestfield	7 44	7 44
Bilston Central	7 47	7 47
Wednesbury Central	7 52	7 52
Dudley dep
Great Bridge South
Swan Village	7 56	7 56
West Bromwich	8 08	8 08
Bewdley .. dep	7 26
Kidderminster {	7 35
W arr	7 39
dep	7 44
Churchill & Blakedown	7 48
Hagley	7 53
Stourbridge Junc. arr
Stourbridge Junc. dep	7 45	8 00
Lye .. [Cradley	7 48	8 03
Cradley Heath and	7 54	8 7
Old Hill W	7 59	8 12
Rowley Regis & Bick'th.	8 08	8 17
Oldbury & Langley G'n.	8 06	8 20
Smethwick West	8 09	8 23
Handsworth & Smethwick	8 14	8 28
Soho and Winson Green	8 17	..
Hockley	8 19	..
Birmingham Snow Hill ar	8 24	8 33
Birmingham Snow Hill dp	7 26	7 30	7 30	7 36	..	7 40	..	7 45	..	7 46	7 54	7 55	..	8 08	8 38	8 10	..	8 13	8 20	8 20
Moor St. "
Bordesley	7 29
Small Heath & Sparkbrook	7 32
Tyseley	7 34
Spring Road	7 38
Hall Green	7 40
Yardley Wood	7 44
Shirley	7 47
Whitlock's End Halt	7 50
Grimes Hill & Wythall	7 53
Earlwood Lakes	7 56
The Lakes Halt	7 59
Wood End	8 03
Danzey, for Tanworth	8 07
Henley-in-Arden	8 12
WoottonWavenPlatform	8 16
Acock's Green & S. Yardley
Olton
Solihull
Widney Manor
Knowle and Dorridge
Lapworth
Hatton
Hatton .. dep
Claverdon
Bearley
Wilmcote	8 22
Stratford-u-Avon. arr	8 26
Stratford-u-Avon .. dep
Cheltenham Spa ‡ arr
Stratford-u-Avon. dep
Wilmcote
Bearley
Claverdon
Hatton
Hatton .. dep
Warwick
Leamington Spa Gen. arr	7 56
152LONDON (Pad.) arr

For Notes, see pages 32 and 33

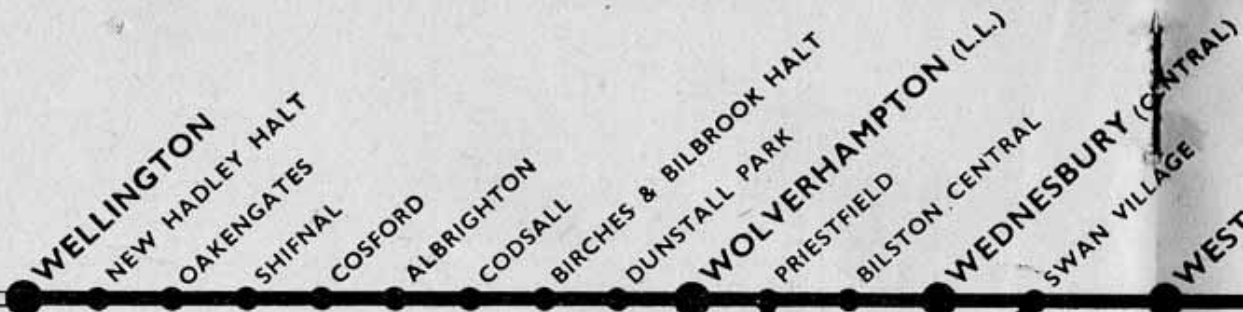
**WELLINGTON, WOLVERHAMPTON, BIRMINGHAM and LEAMINGTON SPA—
BIRMINGHAM, STRATFORD-UPON-AVON and CHELTENHAM SPA—
DUDLEY, BEWDLEY, KIDDERMINSTER, STOURBRIDGE JUNCTION
and BIRMINGHAM**

Week Days—continued

	am	am	am	am	am	am	am	am	am	am	am	am	am	am	am	am	am	am	am	am	am	am	
Wellington .. dep	7 15				7 45												8 25	8 53					9 25
New Hadley Halt	7 19																8 29						9 29
Oakengates ..	7 23				7 52												8 33						9 33
Shifnal ..	7 29				8 0												8 39						9 39
Cosford ..	7 35				8 6									8 21			8 45	9 9					9 45
Albrighton ..	7 39													8 24			8 49						9 49
Codsall ..	7 45				8 14									8 33			8 55						9 55
Birches and Bilbrook Halt	7 48													8 36			8 57						9 57
Dunstall Park	7 53													8 42			9 3						10 3
Wolverhampton { arr	7 56				8 24									8 45			9 6	9 27					10 6
(Low Level) { dep	8 10				8 33					8 43				Stop			9 0	9 17	9 35				10 10
Priestfield ..	8 14																9 21						
Bilston Central ..	8 17									8 49							9 6	9 24					10 15
Wednesbury Central ..	8 22									8 54							9 12	9 29					10 20
Dudley .. dep	8 20																9 0						10 0
Great Bridge South ..	8 27																9 7						10 7
Swan Village ..	8 26	8 30															9 10						
West Bromwich ..	8 29	8 34															9 14						10 25
Bewdley .. dep																							
Kidderminster { arr																							
W { dep					7 55												8 36	8 50					9 42
Churchill & Blakedown ..					8 2												8 42						9 47
Hagley ..					8 6												8 46	8 57					9 51
Stourbridge Junc. arr					8 10												8 50	9 1					9 56
Stourbridge Junc. dep					8 15												8 45	8 53	9 6				9 57
Lye .. [Cradley					8 19												8 48	8 56					10 0
Cradley Heath and					8 24												8 52	9 0					10 4
Old Hill W					8 29												8 56	9 4					10 8
Rowley Regis & Bck'th.					8 34												9 0	9 7					10 12
Oldbury & Langley G'n.					8 38												9 3	9 11					10 15
Smethwick West ..					8 42												9 6	9 14	9 21				10 18
Handsworth & Smethwick	8 34	8 39															9 11	9 19					10 19
Soho and Winson Green	8 36																9 14						10 23
Hockley ..	8 39																9 16						10 26
Birmingham Snow Hill ar	8 42	8 45	8 51		8 56	9 1											9 21	9 25	9 25	9 30	9 32	9 49	10 19
Birmingham Snow Hill dp					8 53	9 0											9 23						10 25
Moor St. ..																	9 20						10 33
Bordesley ..																	9 10						10 31
Small Heath & Sparkbrook																	9 26						10 36
Tyseley .. { arr																	9 29						10 39
{ dep																	9 31						10 41
Spring Road ..																	9 32						10 43
Hall Green ..																							10 45
Yardley Wood ..																							10 47
Shirley ..																							10 49
Whitlock's End Halt ..																							10 51
Grimes Hill & Wychall ..																							10 53
Earlwood Lakes ..																							10 55
The Lakes Halt ..																							10 57
Wood End ..																							10 59
Danzey, for Tanworth ..																							11 0
Henley-in-Arden ..																							11 0
WoottonWavenPlatform																							11 0
Acock's Green & S. Yardley																							11 0
Olton ..																							11 0
Solihull ..																							11 0
Widney Manor ..																							11 0
Knowle and Dorridge ..																							11 0
Lapworth ..																							11 0
Hatton .. arr																							11 0
Hatton .. dep																							11 0
Claverdon ..																							11 0
Bearley ..																							11 0
Wilmcote ..																							11 0
Stratford-u-Avon. arr																							11 0
Stratford-u-Avon. dep																							11 0
Cheltenham Spa † arr																							11 0
Stratford-u-Avon. dep																							11 0
Wilmcote ..																							11 0
Bearley ..																							11 0
Claverdon ..																							11 0
Hatton .. arr																							11 0
Hatton .. dep																							11 0
Warwick ..																							11 0
Leamington Spa Gen. arr																							11 0
152LONDON (Pad.) arr																							11 0

For Notes, see pages 32 and 33

To SHREWSBURY, CHESTER
& BIRKENHEAD



WEEKDAYS

THROUGH SERVICES AT INTERVALS OF APPROXIMATELY 1 HOUR
OVER EACH OF THE FOLLOWING SECTIONS OF LINE

WELLINGTON - LAPWORTH

BIRMINGHAM (Moor Street) - LEAMINGTON SPA (General)

DUDLEY - BIRMINGHAM (Snow Hill)

BEWDLEY - KIDDERMINSTER - STOURBRIDGE JCN. - BIRMINGHAM (Snow Hill)

BIRMINGHAM (Moor St.) - HENLEY-IN-ARDEN - STRATFORD-UPON-AVON

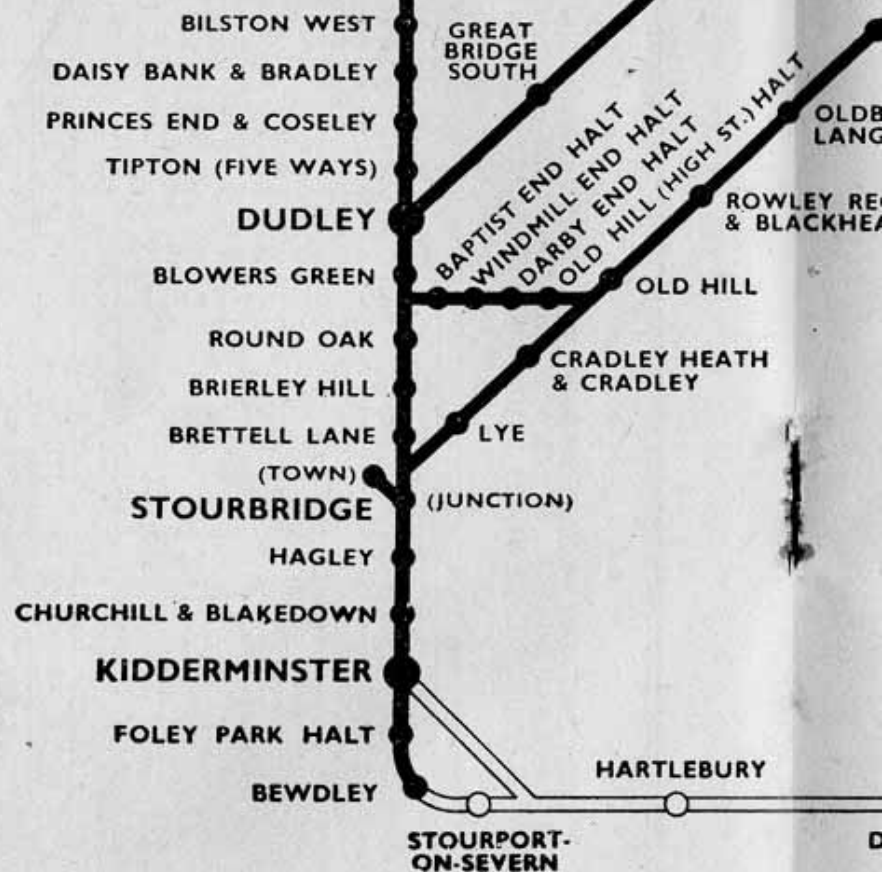
WITH ADDITIONAL FAST AND SEMI-FAST SERVICES

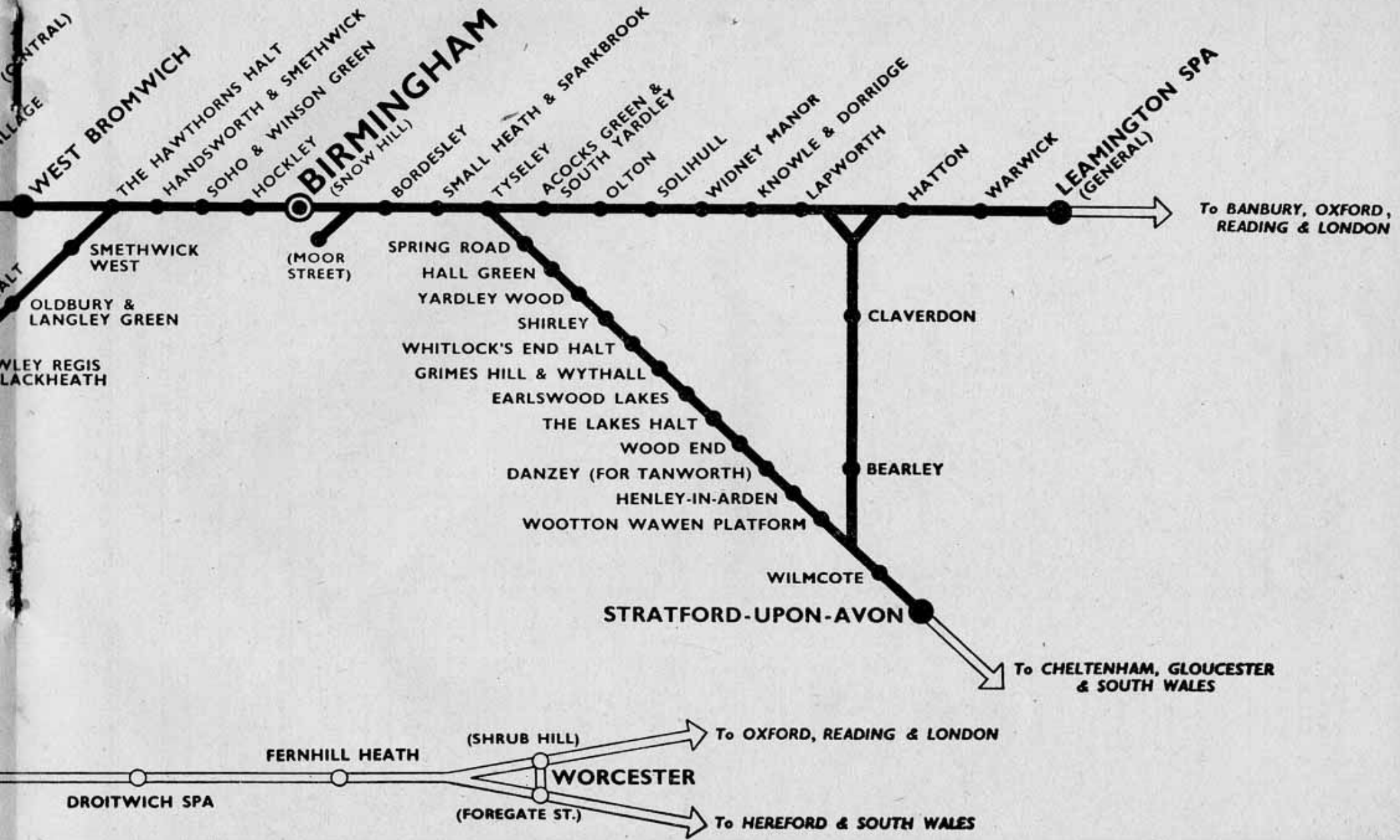
LEAMINGTON SPA (General) - STRATFORD-UPON-AVON

ADDITIONAL SERVICES DURING PEAK PERIODS

WELLINGTON - LEAMINGTON SPA (General)

Fast services available in each direction by through express trains calling at WELLINGTON, WOLVERHAMPTON (Low Level), BIRMINGHAM (Snow Hill) and LEAMINGTON SPA (General)





**WELLINGTON, WOLVERHAMPTON, BIRMINGHAM and LEAMINGTON SPA—
BIRMINGHAM, STRATFORD-UPON-AVON and CHELTENHAM SPA—
DUDLEY, BEWDLEY, KIDDERMINSTER, STOURBRIDGE JUNCTION
and BIRMINGHAM**

Week Days—continued

	am	am	am	am	am	am	am	am	am	am	pm	pm	pm	pm	pm	pm	noon	pm	am	am	pm	
Wellington .. dep	9 56								1025		11 2											
New Hadley Halt...									1029													
Oakengates ..									1033													
Shifnal ..									1039													
Cosford ..									1045													
Albrighton ..									1049													
Codsall ..									1055													
Birches and Bilbrook Halt.									1057													
Dunstall Park									11 3													
Wolverhampton (Low Level) { dep	1024								11 6		1128											
Priestfield ..	1030								1110		1136											
Bilston Central ..									1115													
Wednesbury Central ..									1120													
Dudley .. dep																						
Great Bridge South ..																						
Swan Village ..																						
West Bromwich ..																						
Bewdley .. dep																						
Kidderminster W { arr									10530													1130
Churchill & Blakedown.	1020								10540													1140
Hagley ..									10 42	1054												1142
Stourbridge Junc. arr	1032								10 47	11 1												1147
Stourbridge Junc. dep	1034								10 51	11 6												1151
Lye [Cradley									10 56	11 11												1156
Cradley Heath and Old Hill W									10 57													1157
Rowley Regis & Bick'th.									11 0	Stop												12 0
Oldbury & Langley G'n.									11 4													12 4
Smethwick West ..									11 8													12 8
Handsworth & Smethwick.									11 12													1212
Soho and Winson Green..									11 15													1215
Hockley ..									11 18													1218
Birmingham Snow Hill ar	1055	1055	11 2						11 19	11 23												1223
Birmingham Snow Hill dp	11 0	11 5							11 26	11 26												1226
Moore St. "									11 28													1228
Bordesley ..									11 33													1231
Small Heath & Sparkbrook									11 33													1231
Tyseley .. dep									11 10	Stop												12 35
Spring Road ..									11 15													12 39
Hall Green ..									11 17													12 40
Yardley Wood ..																						
Shirley ..																						
Whitlock's End Halt.																						
Grimes Hill & Wythall..																						
Earlwood Lakes ..																						
The Lakes Halt ..																						
Wood End ..																						
Danzey, for Tanworth...																						
Henley-in-Arden ..																						
WoottonWawenPlatform																						
Acock's Green & S. Yardley																						
Olton ..																						
Solihull ..																						
Widney Manor ..																						
Knowle and Dorridge ..																						
Lapworth ..																						
Hatton .. arr																						
Hatton .. dep																						
Claverdon ..																						
Bearley ..																						
Wilmcote ..																						
Stratford-u-Avon. arr																						
Stratford-u-Avon .. dep																						
Cheltenham Spa ‡ .. arr																						
Stratford-u-Avon. dep																						
Wilmcote ..																						
Bearley ..																						
Claverdon ..																						
Hatton .. arr																						
Hatton .. dep																						
Warwick ..																						
Leamington Spa Gen. arr	1126	1132																				
152LONDON (Pad.) arr	11 15																					

For Notes, see pages 32 and 33

**WELLINGTON, WOLVERHAMPTON, BIRMINGHAM and LEAMINGTON SPA—
BIRMINGHAM, STRATFORD-UPON-AVON and CHELTENHAM SPA—
DUDLEY, BEWDLEY, KIDDERMINSTER, STOURBRIDGE JUNCTION
and BIRMINGHAM**

	Week Days—continued																			
	am	pm	pm	am	pm	pm	pm	pm	pm	pm	pm	pm	pm	pm	pm	pm	pm	pm	pm	pm
Wellington .. dep	11 25	11 40	12 25
New Hadley Halt ..	11 29	12 29
Oakengates ..	11 33	12 33
Shifnal ..	11 39	12 39
Cosford ..	11 45	12 45	0
Albrighton ..	11 49	12 49
Codsall ..	11 55	12 55
Birches and Bilbrook Halt ..	11 57	12 57
Dunstable Park	12 3	12 3
Wolverhampton (Low Level) { arr	12 6	12 12	12 6	..	14
Wolverhampton (Low Level) { dep	12 10	12 20	12 10	..	14	34
Priestfield ..	12 15	12 15
Bilston Central ..	12 15	12 17
Wednesbury Central ..	12 20	12 22
Dudley dep	12 25
Great Bridge South	12 25
Swan Village	12 26
West Bromwich ..	12 25	12 29
Bewdley .. dep	12 53
Kidderminster W { dep	12 54
Kidderminster W { dep	12 42
Churchill & Blakedown	12 47
Hagley	12 51
Stourbridge Junc. arr	12 56
Stourbridge Junc. dep	12 57
Lye	12 0
Cradley Heath and Old Hill W	12 4
Rowley Regis & Blck'th.	12 8
Oldbury & Langley G'n.	12 12
Smethwick West	12 15
Smethwick West	12 18
Handsworth & Smethwick.	12 19
Soho and Winson Green	12 23
Hockley	12 26
Birmingham Snow Hill ar	12 33	12 41	12 31
Birmingham Snow Hill dp	12 40	12 45	..	5	12 31
Birmingham Snow Hill Moor St.	10	20	12 30
Bordesley	13	12 33
Small Heath & Sparkbrook	13	12 36
Tyseley	18	24	12 38
Tyseley .. dep	19	25	12 39
Spring Road	22	12 42
Hall Green	24	12 44
Yardley Wood	28	12 48
Shirley	31	12 51
Whitlock's End Halt	34
Grimes Hill & Wythall	37
Earlswood Lakes	40
The Lakes Halt	43
Wood End	47
Danzey, for Tanworth	51
Henley-in-Arden	56
Wootton Waven Platform	56
Acock's Green & S. Yardley	12 48	3	..	28	12 2
Olton ..	12 51	6	..	31	12 5
Solihull ..	12 55	10	..	35	12 9
Widney Manor ..	12 59	14	12 13
Knowle and Dorridge ..	1 3	18	..	40	12 17
Lapworth ..	1 7	23	..	45	12 21
Hatton .. arr	30	..	50
Hatton .. dep	1 16
Claverdon ..	1 20
Bearley ..	1 25
Wilmcote ..	1 29	36
Stratford-u-Avon. arr	1 34	41	48
Stratford-u-Avon. dep
Cheltenham Spa ‡ arr
Stratford-u-Avon. dep	1 43
Wilmcote	1 49
Bearley	1 53
Claverdon	1 58
Hatton .. arr	2 2
Hatton .. dep	2 3
Warwick	2 10
Leamington Spa Gen. arr	2 16
152 LONDON (Pad.) arr

For Notes, see pages 32 and 33

25

**WELLINGTON, WOLVERHAMPTON, BIRMINGHAM and LEAMINGTON SPA—
BIRMINGHAM, STRATFORD-UPON-AVON and CHELTENHAM SPA—
DUDLEY, BEWDLEY, KIDDERMINSTER, STOURBRIDGE JUNCTION
and BIRMINGHAM**

	Week Days—continued																			
	pm	pm	pm	pm	pm	pm	pm	pm	pm	pm	pm	pm	pm	pm	pm	pm	pm	pm	pm	pm
Wellington .. dep	1 15						1 58								2 25					
New Hadley Halt	1 19														2 29					
Oakengates ..	1 23														2 33					
Shifnal ..	1 29														2 39					
Cosford ..	1 35														2 45					
Albrighton ..	1 39														2 49					
Codsall ..	1 45														2 55					
Birches and Bilbrook Halt	1 47														2 57					
Dunstall Park	1 53														3 3					
Wolverhampton (Low Level) } arr	1 56						2 26								3 6					
} dep	2 0		2 20				2 35								3 10	3 33				
Priestfield ..	2 4														3 14					
Bilston Central ..	2 8														3 17					
Wednesbury Central ..	2 13														3 22					
Dudley .. dep																				
Great Bridge South ..																				
Swan Village ..	2 17																			
West Bromwich ..	2 22																			
Bewdley .. dep	1530														2530					
Kidderminster } arr	1540														2540					
} dep	1 42					2 12									2 42					
Churchill & Blakedown	1 47														2 47					
Hagley ..	1 51														2 51					
Stourbridge Junc. arr	1 56					2 22									2 56					
Stourbridge Junc. dep	1 57					2 24									2 57					
Lye .. [Cradley	2 0														3 0					
Cradley Heath and	2 4														3 4					
Old Hill W ..	2 8														3 8					
Rowley Regis & B'ck'th.	2 11														3 12					
Oldbury & Langley G'n.	2 15														3 15					
Smethwick West ..	2 18					2 40									3 18					
Handsworth & Smethwick	2 23	2 26											3 19	3 23						
Soho and Winson Green ..	2 26	2 29											3 26	3 36						
Hockley ..	2 28	2 32											3 28	3 39						
Birmingham Snow Hill ar	2 31	2 35			2 42		2 51	2 55					3 25	3 31						
Birmingham Snow Hill dp	Stop				2 45	2 50		3 0					3 45	3 50	4 0	4 8				
Moore St. ..	Stop				2 45	2 50		3 0					3 45	3 50	4 0	4 8				
Bordesley ..	2 48				2 53					3 10	3 20		Stop		4 10	Stop			4 20	4 30
Small Heath & Sparkbrook	2 51				2 57					3 14	3 24			3 53				4 13	4 23	4 33
Tyseley ..	2 53				2 59					3 15	3 25			3 56				4 16	4 26	4 36
} arr	2 54				3 0					3 15	3 25			3 58				4 18	4 28	4 38
} dep	2 54				3 0					3 15	3 25			3 59				4 19	4 29	4 39
Spring Road ..	2 57									3 18								4 22		4 42
Hall Green ..	2 59									3 21								4 24		4 44
Yardley Wood ..	3 0									3 24								4 28		4 48
Shirley ..	3 1									3 28								4 31		4 51
Whitlock's End Halt ..	3 2									3 31								4 34		4 54
Grimes Hill & Wythall ..	3 3									3 34								4 37		4 57
Earlwood Lakes ..	3 4									3 37								4 40		5 0
The Lakes Halt ..	3 5									3 40								4 43		5 3
Wood End ..	3 22									3 43								4 47		5 7
Danzey, for Tanworth ..	3 26									3 47								4 51		5 11
Henley-in-Arden ..	3 32									3 52								4 56		5 16
Wootton Waven Platform	3 36																			
Acock's Green & S. Yardley										3 28					4 2			Stop		4 32
Olton ..										3 31					4 5				4 35	4 45
Solihull ..										3 35					4 9				4 39	4 55
Widney Manor ..										3 14					4 13					
Knowle and Dorridge ..										3 18					4 17				4 44	
Lapworth ..										3 22					4 21				4 49	
Hatton .. arr										3 50					4 29				4 54	
Hatton .. dep																			4 33	
Claverdon ..																			4 37	
Bearley ..																			4 42	
Wilmcote ..																			4 46	
Stratford-u-Avon. arr																			4 51	
Stratford-u-Avon. dep																				
Cheltenham Spa ‡ arr																				
Stratford-u-Avon. dep										3 20					3 50				4 28	
Wilmcote ..										3 25					3 55				4 33	
Bearley ..										3 29					3 59				4 37	
Claverdon ..										3 35					4 5				4 43	
Hatton .. arr										3 40					4 10				4 47	
Hatton .. dep																			4 30	4 55
Warwick ..										3 51									4 48	5 2
Leamington Spa Gen. arr										3 57									4 54	5 6
152 LONDON (Pad.) arr										4 1									4 26	5 6
										5 15									6 7	

For Notes, see pages 32 and 33

**WELLINGTON, WOLVERHAMPTON, BIRMINGHAM and LEAMINGTON SPA—
BIRMINGHAM, STRATFORD-UPON-AVON and CHELTENHAM SPA—
DUDLEY, BEWDLEY, KIDDERMINSTER, STOURBRIDGE JUNCTION
and BIRMINGHAM.**

	Week Days—continued																				
	pm	pm	pm	pm	pm	pm	pm	pm	pm	pm	pm	pm	pm	pm	pm	pm	pm	pm	pm	pm	pm
Wellington .. dep	3 20
New Hadley Halt ..	3 24
Oakengates ..	3 28
Shifnal ..	3 34
Cosford ..	3 40
Albrighton ..	3 44
Codsall ..	3 50
Birches and Bilbrook Halt ..	3 52
Dunstall Park ..	3 58
Wolverhampton (Low Level) { arr	4 1
{ dep	4 5	4 20	..	4 35	4 35
Priestfield ..	4 9
Bilston Central ..	4 12
Wednesbury Central ..	4 17
Dudley .. dep
Great Bridge South
Swan Village ..	4 21
West Bromwich ..	4 24
Bewdley .. dep
Kidderminster W { arr
{ dep
Churchill & Blakedown
Hagley
Stourbridge Junc. arr
Stourbridge Junc. dep
Lye .. [Cradley
Cradley Heath and Old Hill W
Rowley Regis & Bick'th. Oldbury & Langley G'n. Smethwick West
Handsworth & Smethwick ..	4 29
Soho and Winson Green ..	4 31
Hockley ..	4 34
Birmingham Snow Hill ar	4 37	4 42	..	4 55	4 55
Birmingham Snow Hill dp Moor St. ..	4 45	4 50	5 0	5 0	5 0	5 5
Bordesley	4 53	5 5	5 5	5 5	5 10	5 15	5 20	5 20	5 28	5 30	5 35
Small Heath & Sparkbrook	4 56	5 8	5 8	5 13	5 18	5 24
Tyseley .. { arr	..	4 58	5 12	5 15	5 19	5 23
{ dep	..	4 59	5 13	5 15	5 20	5 24
Spring Road
Hall Green
Yardley Wood
Shirley
Whitlock's End Halt
Grimes Hill & Wythall
Earlswood Lakes
The Lakes Halt
Wood End
Danzey, for Tanworth
Henley-in-Arden
Wootton Wawen Platform
Acoc's Green & S. Yardley
Olton
Solihull
Widney Manor
Knowle and Dorridge
Lapworth
Hatton .. arr
Hatton .. dep
Claverdon
Bearley
Wilmcote
Stratford-u-Avon. arr
Stratford-u-Avon. dep
Cheltenham Spa ‡ .. arr
Stratford-u-Avon. dep
Wilmcote
Bearley
Claverdon
Hatton .. arr
Hatton .. dep
Warwick
Leamington Spa Gen. arr
152 LONDON (Pad.) arr	6 45	..	7 15	7 15

For Notes, see pages 32 and 33

**WELLINGTON, WOLVERHAMPTON, BIRMINGHAM and LEAMINGTON SPA—
BIRMINGHAM, STRATFORD-UPON-AVON and CHELTENHAM SPA—
DUDLEY, BEWDLEY, KIDDERMINSTER, STOURBRIDGE JUNCTION
and BIRMINGHAM**

	Week Days—continued																			
	pm	pm	pm	pm	pm	pm	pm	pm	pm	pm	pm	pm	pm	pm	pm	pm	pm	pm	pm	pm
Wellington .. dep	4 54
New Hadley Halt
Oakengates
Shifnal
Cosford	5 16
Albrighton	5 19
Codsall	5 25
Birches and Bilbrook Halt	5 28
Dunstable Park	5 33
Wolverhampton (Low Level) arr	5 24	..	5 36
Wolverhampton (Low Level) dep	5 33
Priestfield	Stop	5 40
Bilston Central	5 44
Wednesbury Central	5 47
Wolverhampton (Low Level) dep	5 52
Dudley .. dep	5L25
Great Bridge South
Swan Village	5 56
West Bromwich	5 59
Bewdley .. dep
Kidderminster W .. dep	5 24
Churchill & Blakedown	5 29
Hagley	5 33
Stourbridge Junc. arr	5 38
Stourbridge Junc. dep	5 40
Lye	5 43
Cradley Heath and Old Hill W	5 47
Rowley Regis & Bick'th.	5 51
Oldbury & Langley G'n.	5 55
Smethwick West	5 58
Handsworth & Smethwick.	6 1
Soho and Winson Green	6 4
Hockley	6 6
Birmingham Snow Hill ar	5 53	6 9
Birmingham Snow Hill dp	6 0	6 12
Moor St. ..	6 5	6 14
Bordesley	6 10
Small Heath & Sparkbrook	6 13
Tyseley	6 16
Tyseley .. dep	6 11	6 18
Tyseley .. dep	6 12	6 19
Spring Road	6 22
Hall Green	6 25
Yardley Wood	6 28
Shirley	6 32
Whitlock's End Halt	6 35
Grimes Hill & Wythall	6 38
Earlswood Lakes	6 41
The Lakes Halt	6 44
Wood End	6 47
Danzey, for Tanworth	6 51
Henley-in-Arden	6 56
Wootton Waven Platform
Acoc's Green & S. Yardley	6 15
Olton	6 19
Solihull	6 23
Widney Manor	6 27
Knowle and Dorridge	6 31
Lapworth	6 36
Hatton .. arr	6 43
Hatton .. dep
Claverdon
Bearley
Wilmcote
Stratford-u-Avon .. arr
Stratford-u-Avon .. dep
Cheltenham Spa ‡ .. arr
Stratford-u-Avon .. dep
Wilmcote
Bearley
Claverdon
Hatton .. arr
Hatton .. dep	6 44
Warwick ..	6 51
Leamington Spa Gen. arr	6 24
Leamington Spa Gen. dep	6 55
LONDON (Pad.) arr	8 35

For Notes, see pages 32 and 33

WELLINGTON, WOLVERHAMPTON, BIRMINGHAM and LEAMINGTON SPA—
BIRMINGHAM, STRATFORD-UPON-AVON and CHELTENHAM SPA—
DUDLEY, BEWDLEY, KIDDERMINSTER, STOURBRIDGE JUNCTION
and BIRMINGHAM

	Sat. pm	am	am	am	am	am	am	am	am	am	am	am	am	am	am	am	am	am	pm	am	pm
Wellington .. dep	11 30	6 45	8 30	10 0	..	1030	11 0	..
New Hadley Halt.	6 49	10 4	11 4	..
Oakengates	6 53	8 38	10 8	11 8	..
Shifnal	6 59	8 49	10 15	11 15	..
Cosford	7 4	8 55	10 20	11 20	..
Albington	7 8	9 0	10 24	11 24	..
Codsall	7 13	9 8	10 30	11 30	..
Birches and Bilbrook Halt.	7 16	10 33	11 33	..
Dunstall Park
Wolverhampton (Low Level) } arr	12 0	7 23	9 22	10 40	..	11 3	11 40	..
.. } dep	12 10	7 45	9 30	..	9 45	10 45	..	11 15	11 45	..
Priestfield	7b49	9b49	10b49	11b49	..
Bilston Central	7 52	9 52	10 52	11 52	..
Wednesbury Central	7 57	9 57	10 57	11 57	..
Dudley W dep
Great Bridge South
Swan Village
West Bromwich	8 3	10 3	11 3	12 3	1241
Bewdley	9 56	1056
Kidderminster W } dep	10 5	1049
.. } arr	10 7
Churchill & Blakedown	8 45
Hagley
Stourbridge Junc. arr	8 55	10 18	..	11 0	1118	..
Stourbridge Junc. dep	7 40	9 0	10 20	..	11 2	1120	..
Lye (Cradley)	7 43	9 3	10 23	1123	..
Cradley Heath and	7 47	9 7	10 27	1127	..
Old Hill W	7 52	9 11	10 31	1131	..
Rowley Regis & Bick'th.	7 56	9 15	10 35	1135	..
Oldbury & Langley G'n.	7 59	9 18	10 38	1138	..
Smethwick West	8 2	9 21	10 41	..	1117	1141	..
Handsworth & Smethwick.	8 7	8 7	9 26	10 7	10 46	..	11 7	1146	12 7
Soho and Winson Green	8 10	8 10	9 29	10 10	10 49	1149	12 48
Hockley	8 12	8 12	9 31	10 12	10 51	1151	12 51
Birmingham Snow Hill ar	12 32	..	8 15	8 15	9 34	9 56	..	10 15	10 54	..	11 14	1125	1137	1154	12 14	1254
Birmingham Snow Hill dp	1 07	45	8 0	8 20	..	9 0	9 5	9 20	..	10 0	10 3	10 20	11 5	11 20	1140	..	12 5	12 20	..
Moor St.
Bordesley	..	7 48	8 3	8 23	9 8	9 23	..	10 6	10 23	..	11 8	11 23	12 8	12 23
Small Heath & Sparkbrook	..	7 51	8 6	8 26	9 11	9 26	..	10 9	10 26	..	11 11	11 26	12 11	12 26
Tyseley	..	7 53	8 8	8 28	9 13	9 28	..	10 11	10 28	..	11 13	11 28	12 13	12 28
.. } arr	..	7 54	8 9	8 30	9 14	9 30	..	10 12	10 30	..	11 15	11 30	12 14	12 30
.. } dep
Spring Road	8 12	9 17	10 15	11 18	12 17	..
Hall Green	8 14	9 19	10 17	11 21	12 19	..
Yardley Wood	8 18	9 23	10 21	11 24	12 23	..
Shirley	8 21	9 26	10 24	11 28	12 26	..
Whitlock's End Halt	9 29	10 27	11 31	12 29	..
Grimes Hill & Wythall	9 32	10 30	11 34	12 32	..
Earlswood Lakes	8 27	9 35	10 33	11 37	12 35	..
The Lakes Halt	8 30	9 38	10 36	11 39	12 38	..
Wood End	8 33	9 42	10 40	11 42	12 42	..
Danzey, for Tanworth	8 37	9 46	10 44	11 46	12 46	..
Henley-in-Arden	8 42	9 51	10 49	11 51	12 51	..
Wootton Waven Platform	8 46	9 55	10 53	11 55	12 55	..
Acock's Green & S. Yardley	..	7 57	..	8 33	9 33	10 33	..	11 33	12 33	..
Olton	..	8 0	..	8 36	9 36	10 36	..	11 36	12 36	..
Solihull	..	8 4	..	8 40	9 40	10 40	..	11 40	12 40	..
Widney Manor
Knowle and Dorridge	..	8 10	..	8 46	9 46	10 46	..	11 46	12 46	..
Lapworth	..	8 14	..	8 50	9 50	10 50	..	11 50	12 50	..
Hatton .. arr	..	8 19	..	8 55	9 55	10 55	..	11 55	12 55	..
Hatton .. dep	8 56
Claverdon	9 1
Bearley	9 6
Wilmcote	8 52	9 10	10 0	..	10 58	..	12 0	1 0	..
Stratford-u-Avon .. arr	8 57	9 15	9 34	10 5	11 3	..	12 5	1 5	..
Stratford-u-Avon .. dep	9 36	10 12									

WELLINGTON, WOLVERHAMPTON, BIRMINGHAM and LEAMINGTON SPA—
BIRMINGHAM, STRATFORD-UPON-AVON and CHELTENHAM SPA—
DUDLEY, BEWDLEY, KIDDERMINSTER, STOURBRIDGE JUNCTION
and BIRMINGHAM

Sundays—continued

Table with multiple columns (pm, pm, pm, pm, pm, pm, pm, pm, pm, pm, pm, pm, pm, pm, pm, pm, pm, pm, pm, pm) and rows listing stations and train services. Includes entries like Wellington, New Hadley Halt, Oakengates, Shifnal, Cosford, Albrighton, Codsal, Birches and Bilbrook Halt, Dunstall Park, Wolverhampton (Low Level), Priestfield, Bilston Central, Wednesbury Central, Dudley W, Great Bridge South, Swan Village, West Bromwich, Bewdley, Kidderminster W, Churchhill & Blakedown, Hagley, Stourbridge Junc., Lye, Cradley Heath and Old Hill W, Rowley Regis & Bick'th, Oldbury & Langley G'n, Smethwick West, Handsworth & Smethwick, Soho and Winson Green, Hockley, Birmingham Snow Hill, Birmingham Snow Hill Moor St., Bordesley, Small Heath & Sparkbrook, Tyseley, Spring Road, Hall Green, Yardley Wood, Shirley, Whitlock's End Halt, Grimes Hill & Wychall, Earlswood Lakes, The Lakes Halt, Wood End, Danzey, for Tanworth, Henley-in-Arden, Wootton Waven Platform, Acock's Green & S. Yardley, Olton, Solihull, Widney Manor, Knowle and Dorridge, Lapworth, Hatton, Claverdon, Bearley, Wilmcote, Stratford-u-Avon, Stratford-u-Avon Cheltenham Spa, Stratford-u-Avon, Wilmcote, Bearley, Claverdon, Hatton, Warwick, Leamington Spa Gen., and 152 LONDON (Pad.)

B Via Blowers Green. Change at Old Hill. Second class only
b Commences 26th March, 1961
c Commences 7th May, 1961
d On Saturdays arr 12.36 pm
e Except Saturdays

f On Fridays runs 5 minutes later
k On Saturdays arr 2.25 pm
l Except Sats. Via Blowers Green. Change at Old Hill. Second class only
MB Miniature Buffet Car
N Second class only

RC Restaurant Car
S Saturdays only
SC First and Second class Sleeping Car (limited accommodation)
TC Through Carriages
v On Fridays arr 8.10 pm

For continuation of Notes, see page 33

OLD HILL, BLOWERS GREEN and DUDLEY

WEEK DAYS ONLY—(Second class only)

Miles		am	am	am	pm	pm	pm	pm	pm	pm	
			E	E	S	E	E	E	E	E	
Old Hill	dep	6 43	7 20	7 30	12 45	5 36	5 49	6 4	6 30	6 46	
Old Hill (High St.)	Halt	6 45	7 22	7 32	12 47	5 38	5 51	6 6	6 32	6 48	E Except Saturdays
Darby End	Halt	6 47	7 24	7 34	12 49	5 40	5 53	6 8	6 34	6 50	S Saturdays only
Windmill End	Halt	6 49	7 26	7 36	12 51	5 42	5 55	6 10	6 36	6 52	
Baptist End	Halt	6 52	7 29	7 39	12 54	5 45	5 58	6 13	6 39	6 55	
Blowers Green	Halt	6 55	7 32	7 42	12 57	5 48	6 1	6 16	6 42	6 58	
Dudley	arr	6 57	7 35	7 44	12 59	5 50	6 3	6 18	6 45	7 1	

Miles		am	am	am	pm	pm	pm	pm	pm	
			E	E	S	E	E	E	E	
Dudley	dep	6 20	6 54	7 9	12 25	4 30	5 25	6 7	6 24	
Blowers Green	Halt	6 23	6 57	7 12	12 28	4 33	5 28	6 10	6 27	
Baptist End	Halt	6 25	6 59	7 14	12 30	4 35	5 30	6 12	6 29	
Windmill End	Halt	6 28	7 2	7 17	12 33	4 38	5 33	6 15	6 32	
Darby End	Halt	6 30	7 4	7 19	12 35	4 40	5 35	6 17	6 34	
Old Hill (High St.)	Halt	6 32	7 6	7 21	12 37	4 42	5 37	6 19	6 36	
Old Hill	arr	6 34	7 8	7 23	12 39	4 44	5 39	6 21	6 38	

On Sundays the Birmingham and Midland Omnibus Co. Ltd., operates a Road Service between Old Hill and Dudley

STOURBRIDGE JUNCTION and STOURBRIDGE TOWN

WEEK DAYS ONLY (Second class only)— $\frac{3}{4}$ mile (Time on journey 3 minutes)

Stourbridge Junction to Stourbridge Town at 6 0, 6 30, 7 0, 7 30, 7 41, 8 0, 8 13, 8 23, 8 32, 8 58, 9 6, 9 37, 9 58, 10 25, 10 38, 10 59, 11 14, 11 39 and 11 58 am, 12 26, 12 40, 1 0, 1S13, 1 25, 1 38, 1S47, 1 58, 2S25, 2 40, 2 58, 3S26, 3 46, 4 0, 4 25, 4 40, 5 12, 5 25, 5 37, 5 51, 6 1, 6 9, 6 18, 6E28, 6 40, 6 55, 7 10, 7 40, 7 58, 8 25, 8 34, 8S46, 8 56, 9 6, 9 39, 10S0, 10 39, 11 3 and 11 38 pm

Stourbridge Town to Stourbridge Junction at 5E38, 5 55, 6E10, 6 24, 6 38, 6 52, 7 5, 7 24, 7 35, 7 46, 7 55, 8 9, 8 18, 8 27, 8 36, 8 47, 9 2, 9E12, 9 30, 9 50, 10 17, 10 29, 10 52, 11 25, and 11 45 am, 12 17, 12 31, 12 50, 1S9, 1 17, 1 29, 1S43, 1 52, 2S18, 2 30, 2 50, 3S18, 3 31, 3E40, 3 50, 4 16, 4 30, 5 1, 5 17, 5 29, 5 41, 5 55, 6 5 6S32, 6 46, 7 0, 7 31, 7 50, 8 20, 8 30, 8S39, 8 51, 9 0, 9 30, 9S50, 10 30, 10 51 and 11 30 pm.

E Except Saturdays S Saturdays only

RAIL ROVER TICKETS

(MARCH TO OCTOBER)

These tickets are available for seven days unlimited travel within the area chosen and may be used on any timetable and advertised excursion train, subject to payment of supplementary charges when appropriate.

	ADULT	
	2nd Class	1st Class
	£ s. d.	£ s. d.
The West of England	5 0 0	7 10 0
Freedom of Wales	5 0 0	7 10 0
The Western Region	9 10 0	14 0 0
'All-Line'	16 0 0	24 0 0

Reduced rates for children and family parties, also for accompanied dogs, bicycles and perambulators.

Full details relating to the above also other areas may be obtained upon application to stations, offices and agencies.

The rates and facilities shown above, are liable to alteration.

WEST OF ENGLAND RAIL ROVER TICKET

FOR RAIL TRAVEL ANYWHERE IN CORNWALL, DEVON AND SOMERSET, also including certain places in adjacent counties

FREEDOM OF WALES RAIL ROVER TICKET

covering the PRINCIPALITY OF WALES also including certain places in the border counties

WESTERN REGION RAIL ROVER TICKET

FOR TRAVEL ANYWHERE ON THE WESTERN REGION. THE HOLIDAY LINE OF BRITISH RAILWAYS. NEARLY 4,000 MILES OF ROUTE

'ALL - LINE' RAIL ROVER TICKET

covering all British Railways stations and including steamer services on the River Clyde and Loch Lomond

SPECIAL CHEAP DAY RETURN FARES
BIRMINGHAM—WEST BROMWICH—WOLVERHAMPTON—WELLINGTON
(SNOW HILL) (LOW LEVEL)

	BIRMINGHAM (Snow Hill)	HOCKLEY	SOHO & WINSON GREEN	HANDSWORTH & SMETHWICK	WEST BROMWICH	SWAN VILLAGE	WEDNESBURY Central	BILSTON Central	PRIESTFIELD	WOLVERHAMPTON (Low Level)	DUNSTALL PARK	BIRCHES & BILBROOK HALT	CODSALL	ALBRIGHTON	COSFORD	SHIFNAL	OAKENGATES	NEW HADLEY HALT	WELLINGTON
	2nd	2nd	2nd	2nd	2nd	2nd	2nd	2nd	2nd	2nd	2nd	2nd	2nd	2nd	2nd	2nd	2nd	2nd	2nd
	s. d.	s. d.	s. d.	s. d.	s. d.	s. d.	s. d.	s. d.	s. d.	s. d.	s. d.	s. d.	s. d.	s. d.	s. d.	s. d.	s. d.	s. d.	s. d.
BIRMINGHAM (Snow Hill)	—	4	8	10	1 4	1 6	1 10	2 7	2 11	3 6	3 9	4 2	4 5	5 1	5 3	6 3	7 0	7 1	7 2
HOCKLEY	4	—	5	8	1 1	1 4	1 7	2 4	2 7	3 3	3 6	4 2	4 3	4 11	5 1	6 1	6 10	6 11	7 0
SOHO & WINSON GREEN.. .. .	8	5	—	4	10	1 2	1 7	2 1	2 4	2 11	3 4	3 9	4 0	4 8	4 10	5 10	6 7	6 8	6 9
HANDSWORTH & SMETHWICK	10	8	4	—	8	1 0	1 3	1 11	2 2	2 6	2 10	3 6	3 9	4 5	4 7	5 7	6 4	6 5	6 6
WEST BROMWICH	1 4	1 1	10	8	—	5	9	1 4	1 9	2 0	2 5	2 11	3 2	3 10	4 0	5 0	5 9	5 10	5 11
SWAN VILLAGE	1 6	1 4	1 2	1 0	5	—	7	1 3	1 6	1 10	2 1	2 8	2 11	3 7	3 9	4 10	5 6	5 7	5 8
WEDNESBURY Central	1 10	1 7	1 7	1 3	9	7	—	10	1 2	1 5	1 9	2 4	2 7	3 3	3 5	4 6	5 3	5 4	5 5
BILSTON (Central)	2 7	2 4	2 1	1 11	1 4	1 3	10	—	6	9	1 1	1 9	2 0	2 8	2 10	3 11	4 9	4 10	5 0
PRIESTFIELD	2 11	2 7	2 4	2 2	1 9	1 6	1 2	6	—	6	10	1 6	1 9	2 5	2 7	3 8	4 7	4 8	4 10
WOLVERHAMPTON (Low Level)	3 6	3 3	2 11	2 6	2 0	1 10	1 5	9	6	—	6	1 0	1 3	1 11	2 1	3 2	4 2	4 3	4 6
DUNSTALL PARK	3 9	3 6	3 4	2 10	2 5	2 1	1 9	1 1	10	6	—	1 0	1 3	1 11	2 1	3 2	4 2	4 3	4 6
BIRCHES & BILBROOK HALT	4 2	4 0	3 9	3 6	2 11	2 8	2 4	1 9	1 6	11	11	—	—	—	—	—	—	—	3 10
CODSALL	4 5	4 3	4 0	3 9	3 2	2 11	2 7	2 0	1 9	1 2	1 2	—	—	—	—	—	—	—	3 9
ALBRIGHTON	5 1	4 11	4 8	4 5	3 10	3 7	3 3	2 8	2 5	1 10	1 10	—	—	—	—	—	—	—	3 2
COSFORD.. .. .	5 3	5 1	4 10	4 7	4 0	3 9	3 5	2 10	2 7	2 0	2 0	—	—	—	—	—	—	—	3 1
SHIFNAL	6 3	6 1	5 10	5 7	5 0	4 10	4 6	3 11	3 8	3 1	3 1	—	—	—	—	—	—	—	2 1
OAKENGATES.. .. .	7 0	6 10	6 7	6 4	5 9	5 6	5 3	4 9	4 7	4 2	4 2	—	—	—	—	—	—	—	—
NEW HADLEY HALT	7 1	6 11	6 8	6 5	5 10	5 7	5 4	4 10	4 8	4 3	4 3	—	—	—	—	—	—	—	—
WELLINGTON.. .. .	7 2	7 0	6 9	6 6	5 11	5 8	5 5	5 0	4 10	4 6	4 6	3 10	3 9	3 2	3 1	2 1	—	—	—

For conditions of issue—see page 4

The fares shown are liable to alteration

SPECIAL CHEAP DAY RETURN FARES
BIRMINGHAM—LEAMINGTON SPA—STRATFORD-upon-AVON
(SNOW HILL) & (MOOR ST.) GENERAL (Via HATTON)

	BIRMINGHAM (Snow Hill)	BIRMINGHAM (Moor Street)	BORDESLEY	SMALL HEATH & SPARKBROOK	TYSELEY	ACOCKS GREEN & SOUTH YARDLEY	OLTON	SOLIHULL	WIDNEY MANOR	KNOWLE & DORRIDGE	LAPWORTH	HATTON	WARWICK	LEAMINGTON SPA GENERAL	CLAVERDON	BEARLEY	WILMCOTE	STRATFORD- UPON-AVON
	2nd	2nd	2nd	2nd	2nd	2nd	2nd	2nd	2nd	2nd	2nd	2nd	2nd	2nd	2nd	2nd	2nd	2nd
	s. d.	s. d.	s. d.	s. d.	s. d.	s. d.	s. d.	s. d.	s. d.	s. d.	s. d.	s. d.	s. d.	s. d.	s. d.	s. d.	s. d.	s. d.
BIRMINGHAM (Snow Hill)	—	—	5	8	11	1 1	1 7	2 2	2 7	3 2	3 6	4 5	5 4	5 9	4 6	4 10	5 3	5 9
BIRMINGHAM (Moor Street)	—	—	5	8	11	1 1	1 7	2 2	2 7	3 2	3 6	4 5	5 4	5 9	4 6	4 10	5 3	5 9
BORDESLEY	5	5	—	6	10	11	1 5	2 0	2 6	3 0	3 6	4 5	5 4	5 9	4 6	4 10	5 2	5 8
SMALL HEATH & SPARKBROOK	8	8	6	—	6	8	1 1	1 9	2 3	2 9	3 3	4 2	5 0	5 7	4 4	4 8	4 11	5 6
TYSELEY	11	11	10	6	—	5	9	1 7	1 11	2 5	2 11	3 9	4 5	5 4	3 10	4 4	4 11	5 6
ACOCKS GREEN & SOUTH YARDLEY	1 1	1 1	11	8	5	—	5	1 1	1 7	2 0	2 6	3 6	4 2	4 11	3 6	4 1	4 5	5 4
OLTON	1 7	1 7	1 5	1 1	9	5	—	8	1 1	1 7	2 0	3 3	3 10	4 5	3 3	3 10	4 1	5 1
SOLIHULL	2 2	2 2	2 0	1 9	1 5	1 1	8	—	8	1 1	1 8	2 11	3 6	4 0	2 11	3 6	3 10	4 4
WIDNEY MANOR	2 7	2 7	2 6	2 3	1 11	1 7	1 1	8	—	8	1 5	2 5	3 4	3 11	2 5	3 1	3 8	4 2
KNOWLE & DORRIDGE	3 2	3 2	3 0	2 9	2 5	2 0	1 7	1 1	8	—	11	2 1	3 0	3 3	2 4	2 10	3 1	3 2
LAPWORTH	3 6	3 6	3 6	3 3	2 11	2 6	2 0	1 8	1 5	11	—	1 8	2 7	3 0	1 10	1 11	2 7	3 2
HATTON	4 5	4 5	4 5	4 2	3 9	3 6	3 3	2 11	2 5	2 1	1 8	—	1 7	1 7	—	—	—	2 1
WARWICK	5 4	5 4	5 4	5 0	4 5	4 2	3 10	3 6	3 4	3 0	2 7	1 7	—	—	—	—	—	3 2
LEAMINGTON SPA GENERAL	5 9	5 9	5 9	5 7	5 4	4 11	4 5	4 0	3 11	3 3	3 0	1 7	—	—	2 0	2 5	2 9	3 3
CLAVERDON	4 6	4 6	4 6	4 4	3 10	3 6	3 3	2 11	2 5	2 4	1 10	—	—	2 0	—	—	—	1 11
BEARLEY	4 10	4 10	4 10	4 8	4 4	4 1	3 10	3 6	3 1	2 10	1 11	—	—	2 5	—	—	—	1 5
WILMCOTE	5 3	5 3	5 2	4 11	4 11	4 5	4 1	3 10	3 8	3 1	2 7	—	—	2 9	—	—	—	10
STRATFORD-UPON-AVON	5 9	5 9	5 8	5 6	5 6	5 4	5 1	4 4	4 2	3 8	3 2	2 1	3 2	3 3	1 11	1 5	10	—

For conditions of issue—see page 4

SPECIAL CHEAP DAY RETURN FARES
BIRMINGHAM (Snow Hill) and (Moor Street)—STRATFORD-upon-AVON
(VIA SHIRLEY)

	BIRMINGHAM (Snow Hill)	BIRMINGHAM (Moor Street)	BORDESLEY	SMALL HEATH & SPARKBROOK	TYSELEY	SPRING ROAD	HALL GREEN	YARDLEY WOOD	SHIRLEY	WHITLOCK'S END HALT	GRIMES HILL & WYTHALL	EARLSWOOD LAKES	THE LAKES HALT	WOOD END	DANZEY for Tanworth	HENLEY-IN-ARDEN	WOOTTON WAWEN PLAT.	WILMCOTE	STRATFORD- UPON-AVON
	2nd	2nd	2nd	2nd	2nd	2nd	2nd	2nd	2nd	2nd	2nd	2nd	2nd	2nd	2nd	2nd	2nd	2nd	2nd
	s. d.	s. d.	s. d.	s. d.	s. d.	s. d.	s. d.	s. d.	s. d.	s. d.	s. d.	s. d.	s. d.	s. d.	s. d.	s. d.	s. d.	s. d.	s. d.
BIRMINGHAM (Snow Hill)	—	—	5	8	11	1 0	1 1	1 2	1 7	2 0	2 2	2 6	2 10	3 2	3 8	3 9	4 6	5 3	5 9
BIRMINGHAM (Moor Street)	—	—	5	8	11	1 0	1 1	1 2	1 7	2 0	2 2	2 6	2 10	3 2	3 8	3 9	4 6	5 3	5 9
BORDESLEY	5	5	—	6	10	11	1 0	1 2	1 6	1 11	2 1	2 5	2 9	3 2	3 5	3 9	4 4	5 2	5 8
SMALL HEATH & SPARKBROOK	8	8	6	—	6	9	1 0	1 1	1 4	1 7	1 9	2 1	2 4	2 11	3 4	3 7	4 1	4 11	5 6
TYSELEY	11	11	10	6	—	5	8	11	1 2	1 5	1 8	2 0	2 3	2 5	2 10	3 3	3 11	4 11	5 6
SPRING ROAD	1 0	1 0	11	9	5	—	5	9	1 1	1 4	1 7	1 10	2 0	2 3	2 9	3 3	3 11	4 9	5 6
HALL GREEN	1 1	1 1	1 0	1 0	8	5	—	5	11	1 2	1 5	1 8	1 10	2 2	2 9	3 3	3 11	4 11	5 6
YARDLEY WOOD	1 2	1 2	1 2	1 1	11	9	5	—	8	1 0	1 3	1 5	1 8	2 0	2 6	2 11	3 7	4 5	5 3
SHIRLEY	1 7	1 7	1 6	1 4	1 2	1 1	11	8	—	5	9	1 1	1 4	1 9	2 2	2 9	3 4	4 2	4 11
WHITLOCK'S END HALT	2 0	2 0	1 11	1 7	1 5	1 4	1 2	1 0	5	—	5	10	11	1 4	1 10	2 4	2 11	3 10	4 6
GRIMES HILL & WYTHALL	2 2	2 2	2 1	1 9	1 8	1 7	1 5	1 3	9	5	—	5	7	1 1	1 7	2 1	2 9	3 6	4 2
EARLSWOOD LAKES	2 6	2 6	2 5	2 1	2 0	1 10	1 8	1 5	1 1	10	5	—	4	9	1 4	1 9	2 4	3 3	3 10
THE LAKES HALT	2 10	2 10	2 9	2 4	2 3	2 0	1 10	1 8	1 4	11	7	4	—	6	11	1 9	2 3	3 2	3 9
WOOD END	3 2	3 2	3 2	2 11	2 5	2 3	2 2	2 0	1 9	1 4	1 1	9	6	—	7	1 7	2 1	3 1	3 9
DANZEY, FOR TANWORTH	3 8	3 8	3 5	3 4	2 10	2 9	2 9	2 6	2 2	1 10	1 7	1 4	11	7	—	1 1	1 8	2 9	3 3
HENLEY-IN-ARDEN	3 9	3 9	3 9	3 7	3 3	3 3	3 3	2 11	2 9	2 4	2 1	1 9	1 9	1 7	1 1	—	9	1 11	2 4
WOOTTON WAWEN PLATFORM	4 6	4 6	4 4	4 1	3 11	3 11	3 11	3 7	3 4	2 11	2 9	2 4	2 3	2 1	1 8	9	—	—	1 9
WILMCOTE	5 3	5 3	5 2	4 11	4 11	4 11	4 11	4 5	4 2	3 10	3 6	3 3	3 2	3 1	2 9	1 11	—	—	10
STRATFORD-UPON-AVON	5 9	5 9	5 8	5 6	5 6	5 6	5 6	5 3	4 11	4 6	4 2	3 10	3 9	3 9	3 3	2 4	1 9	10	—

For conditions of issue—see page 4

The fares shown are liable to alteration

SPECIAL CHEAP DAY RETURN FARES
BIRMINGHAM (Snow Hill)—DUDLEY

	BIRMINGHAM (Snow Hill)	HOCKLEY	SOHO & WINSON GREEN	HANDSWORTH & SMETHWICK	WEST BROMWICH	SWAN VILLAGE	GREAT BRIDGE SOUTH	DUDLEY	BLOWERS GREEN	BAPTIST END HALT	WINDMILL END HALT	DARBY END HALT	OLD HILL (High St.) HALT	OLD HILL	ROWLEY REGIS & BLACKHEATH	OLDBURY & LANGLEY GREEN	SMETHWICK WEST
	2nd	2nd	2nd	2nd	2nd	2nd	2nd	2nd	2nd	2nd	2nd	2nd	2nd	2nd	2nd	2nd	2nd
	s. d.	s. d.	s. d.	s. d.	s. d.	s. d.	s. d.	s. d.	s. d.	s. d.	s. d.	s. d.	s. d.	s. d.	s. d.	s. d.	s. d.
BIRMINGHAM (Snow Hill)	—	4	8	10	1 4	1 6	1 7	2† 2	2† 2	2† 2	2 2	2 2	2 2	2 2	1 10	1 6	1 3
HOCKLEY.. . . .	4	—	5	8	1 1	1 4	1 6	2† 0	2† 0	2† 0	2 0	2 0	2 0	1 11	1 7	1 3	1 0
SOHO & WINSON GREEN.. . . .	8	5	—	4	10	1 2	1 4	1† 11	1† 11	1† 11	1 11	1 11	1 11	1 9	1 5	1 1	11
HANDSWORTH & SMETHWICK	10	8	4	—	8	1 0	1 2	1† 7	1† 7	1† 7	1 7	1 7	1 7	1 7	1 4	1 0	9
WEST BROMWICH	1 4	1 1	10	8	—	5	8	1† 1	1† 6	—	—	—	—	—	—	—	—
SWAN VILLAGE	1 6	1 4	1 2	1 0	5	—	7	11	1 2	—	—	—	—	—	—	—	—
GREAT BRIDGE SOUTH	1 7	1 6	1 4	1 2	8	7	—	10	11	—	—	—	—	—	—	—	—
DUDLEY	2† 2	2† 0	1† 11	1† 7	1† 1	11	10	—	5	9	9	10	10	1 1	1 4	1 7	1 10
BLOWERS GREEN	2† 2	2† 0	1† 11	1† 7	1† 6	1 2	11	5	—	5	7	9	9	10	1 4	1 7	1 10
BAPTIST END HALT	2† 2	2† 0	1† 11	1† 7	—	—	—	9	5	—	5	7	7	9	1 1	1 5	1 9
WINDMILL END HALT	2 2	2 0	1 11	1 7	—	—	—	9	7	5	—	5	5	9	1 0	1 4	1 5
DARBY END HALT	2 2	2 0	1 11	1 7	—	—	—	10	9	7	5	—	5	7	11	1 1	1 4
OLD HILL (High Street) HALT	2 2	2 0	1 11	1 7	—	—	—	10	9	7	5	5	—	5	9	1 1	1 3
OLD HILL.. . . .	2 2	1 11	1 9	1 7	—	—	—	1 1	10	9	9	7	5	—	7	1 1	1 3
ROWLEY REGIS & BLACKHEATH	1 10	1 7	1 5	1 4	—	—	—	1 4	1 4	1 1	1 0	11	9	7	—	9	1 0
OLDBURY & LANGLEY GREEN	1 6	1 3	1 1	1 0	—	—	—	1 7	1 7	1 5	1 4	1 1	1 1	1 1	9	—	9
SMETHWICK WEST	1 3	1 0	11	9	—	—	—	1 10	1 10	1 9	1 5	1 4	1 3	1 3	1 1	9	—

† Via Great Bridge or Windmill End.

For conditions of issue—see page 4

SPECIAL CHEAP DAY RETURN FARES

BIRMINGHAM—SMETHWICK WEST—OLD HILL—STOURBRIDGE—KIDDERMINSTER—BEWDLEY
(SNOW HILL)

	BIRMINGHAM (Snow Hill)	HOCKLEY	SOHO & WINSON GREEN	HANDSWORTH & SMETHWICK	SMETHWICK WEST	OLDBURY & LANGLEY GREEN	ROWLEY REGIS & BLACKHEATH	OLD HILL	CRADLEY HEATH & CRADLEY	LYE	STOURBRIDGE JUNCTION	STOURBRIDGE TOWN	HAGLEY	CHURCHILL & BLAKEDOWN	KIDDERMINSTER	FOLEY PARK HALT	BEWDLEY
	2nd	2nd	2nd	2nd	2nd	2nd	2nd	2nd	2nd	2nd	2nd	2nd	2nd	2nd	2nd	2nd	2nd
	s. d.	s. d.	s. d.	s. d.	s. d.	s. d.	s. d.	s. d.	s. d.	s. d.	s. d.	s. d.	s. d.	s. d.	s. d.	s. d.	s. d.
BIRMINGHAM (Snow Hill)	—	4	8	10	1 3	1 6	1 10	2 2	2 6	2 9	2 10	3 0	3 2	3 7	4 0	—	4 8
HOCKLEY.. .. .	4	—	5	8	1 0	1 3	1 7	1 11	2 3	2 5	2 7	2 10	3 0	3 5	3 10	—	4 6
SOHO & WINSON GREEN.. .. .	8	5	—	4	11	1 1	1 5	1 9	2 2	2 4	2 5	2 7	3 0	3 5	3 10	—	4 6
HANDSWORTH & SMETHWICK	10	8	4	—	9	1 0	1 4	1 7	1 11	2 1	2 3	2 5	2 10	3 2	3 8	—	4 2
SMETHWICK WEST	1 3	1 0	11	9	—	9	1 0	1 3	1 5	1 8	2 1	2 3	2 6	2 9	3 6	—	4 0
OLDBURY & LANGLEY GREEN	1 6	1 3	1 1	1 0	9	—	9	1 1	1 3	1 5	1 8	1 10	2 3	2 5	3 3	—	3 9
ROWLEY REGIS & BLACKHEATH	1 10	1 7	1 5	1 4	1 0	9	—	7	11	1 2	1 6	1 8	2 0	2 3	2 10	—	3 6
OLD HILL.. .. .	2 2	1 11	1 9	1 7	1 3	1 1	7	—	7	1 0	1 4	1 6	1 9	2 2	2 6	—	3 2
CRADLEY HEATH & CRADLEY	2 6	2 3	2 2	1 11	1 5	1 3	11	7	—	7	1 0	1 2	1 7	1 11	2 4	—	3 0
LYE	2 9	2 5	2 4	2 1	1 8	1 5	1 2	1 0	7	—	9	10	1 3	1 7	2 3	—	2 11
STOURBRIDGE JUNCTION.. .. .	2 10	2 7	2 5	2 3	2 1	1 8	1 6	1 4	1 0	9	—	4	9	1 3	1 11	—	2 7
STOURBRIDGE TOWN.. .. .	3 0	2 10	2 7	2 5	2 3	1 10	1 8	1 6	1 2	10	4	—	1 0	1 5	2 1	—	2 10
HAGLEY	3 2	3 0	3 0	2 10	2 6	2 3	2 0	1 9	1 7	1 3	—	1 0	—	8	1 4	—	1 10
CHURCHILL & BLAKEDOWN	3 7	3 5	3 5	3 2	2 9	2 5	2 3	2 2	1 11	1 7	1 3	1 5	8	—	1 0	—	1 6
KIDDERMINSTER	4 0	3 10	3 10	3 8	3 6	3 3	2 10	2 6	2 4	2 3	1 11	2 1	1 4	1 0	—	—	—
FOLEY PARK HALT	4 1	—	—	—	—	—	—	—	—	—	—	—	—	—	—	—	—
BEWDLEY	4 8	4 6	4 6	4 2	4 0	3 9	3 6	3 2	3 0	2 11	2 7	2 10	1 10	1 6	11	—	—

For conditions of issue—see page 4

SPECIAL CHEAP DAY RETURN FARES
WOLVERHAMPTON—STOURBRIDGE—LEAMINGTON SPA
(Low Level) THROUGH FARES GENERAL
(AVAILABLE IN BOTH DIRECTIONS)

	BORDESLEY	SMALL HEATH & SPARKBROOK	TYSELEY	ACOCKS GREEN & SOUTH YARDLEY	OLTON	SOLIHULL	WIDNEY MANOR	KNOWLE & DORRIDGE	LAPWORTH	HATTON	WARWICK	LEAMINGTON SPA GENERAL
	2nd	2nd	2nd	2nd	2nd	2nd	2nd	2nd	2nd	2nd	2nd	2nd
	s. d.	s. d.	s. d.	s. d.	s. d.	s. d.	s. d.	s. d.	s. d.	s. d.	s. d.	s. d.
WOLVERHAMPTON (Low Level)	3 11	4 2	4 5	4 7	5 1	5 8	6 1	6 8	7 0	7 11	8 10	9 3
PRIESTFIELD	3 4	3 7	3 10	4 0	4 6	5 1	5 6	6 1	6 5	7 4	8 3	8 8
BILSTON (Central)	3 0	3 3	3 6	3 8	4 2	4 9	5 2	5 9	6 1	7 0	7 11	8 4
WEDNESBURY Central	2 3	2 6	2 9	2 11	3 5	4 0	4 5	5 0	5 4	6 3	7 2	7 7
SWAN VILLAGE	1 11	2 2	2 5	2 7	3 1	3 8	4 1	4 8	5 0	5 11	6 10	7 3
WEST BROMWICH	1 9	2 0	2 3	2 5	2 11	3 6	3 11	4 6	4 10	5 9	6 8	7 1
HANDSWORTH & SMETHWICK	1 3	1 6	1 9	1 11	2 5	3 0	3 5	4 0	4 4	5 3	6 2	6 7
SOHO & WINSON GREEN	1 1	1 4	1 7	1 9	2 3	2 10	3 3	3 10	4 2	5 1	6 0	6 5
HOCKLEY	9	11	1 3	1 5	1 11	2 6	2 11	3 6	3 10	4 9	5 8	6 1
STOURBRIDGE TOWN	3 5	3 8	3 11	4 1	4 7	5 2	5 7	6 2	6 6	7 5	8 4	8 9
STOURBRIDGE JUNCTION	3 3	3 6	3 9	3 11	4 5	5 0	5 5	6 0	6 4	7 3	8 2	8 7
LYE	3 2	3 5	3 8	3 10	4 4	4 11	5 4	5 11	6 3	7 2	8 1	8 6
CRADLEY HEATH & CRADLEY.. .. .	2 11	3 2	3 5	3 7	4 1	4 8	5 1	5 8	6 0	6 11	7 10	8 3
OLD HILL	2 7	2 10	3 1	3 3	3 9	4 4	4 9	5 4	5 8	6 7	7 6	7 11
ROWLEY REGIS & BLACKHEATH	2 3	2 6	2 9	2 11	3 5	4 0	4 5	5 0	5 4	6 3	7 2	7 7
OLDBURY & LANGLEY GREEN	1 11	2 2	2 5	2 7	3 1	3 8	4 1	4 8	5 0	5 11	6 10	7 3
SMETHWICK WEST	1 8	1 11	2 2	2 4	2 10	3 5	3 10	4 5	4 9	5 8	6 7	7 0

For conditions of issue—see page 4

SPECIAL CHEAP DAY RETURN FARES
WOLVERHAMPTON—STOURBRIDGE—STRATFORD-UPON-AVON
 (LOW LEVEL)

(THROUGH AVAILABLE FARES IN BOTH DIRECTIONS)

	SPRING ROAD	HALL GREEN	YARDLEY WOOD	SHIRLEY	WHITLOCK'S END HALT	GRIMES HILL	EARLSWOOD LAKES	THE LAKES HALT	WOOD END	DANZEY for Tanworth	HENLEY-IN-ARDEN	WOOTTON WAWEN PLAT.	CLAVERDON (via Hatton)	BEARLEY (via Hatton)	WILMCOTE	STRATFORD-UPON-AVON
	2nd	2nd	2nd	2nd	2nd	2nd	2nd	2nd	2nd	2nd	2nd	2nd	2nd	2nd	2nd	2nd
	s. d.	s. d.	s. d.	s. d.	s. d.	s. d.	s. d.	s. d.	s. d.	s. d.	s. d.	s. d.	s. d.	s. d.	s. d.	s. d.
WOLVERHAMPTON (Low Level)	4 6	4 7	4 8	5 1	5 6	5 8	6 0	6 4	6 8	7 2	7 3	8 0	8 0	8 4	8 9	9 3
PRIESTFIELD	3 11	4 0	4 1	4 6	4 11	5 1	5 5	5 9	6 1	6 7	6 8	7 5	7 5	7 9	8 2	8 8
BILSTON (Central)	3 7	3 8	3 9	4 2	4 7	4 9	5 1	5 5	5 9	6 3	6 4	7 1	7 1	7 5	7 10	8 4
WEDNESBURY Central.. .. .	2 10	2 11	3 0	3 5	3 10	4 0	4 4	4 8	5 0	5 6	5 7	6 4	6 4	6 8	7 1	7 7
SWAN VILLAGE	2 6	2 7	2 8	3 1	3 6	3 8	4 0	4 4	4 8	5 2	5 3	6 0	6 0	6 4	6 9	7 3
WEST BROMWICH	2 4	2 5	2 6	2 11	3 4	3 6	3 10	4 2	4 6	5 0	5 1	5 10	5 10	6 2	6 7	7 1
HANDSWORTH & SMETHWICK	1 10	1 11	2 0	2 5	2 10	3 0	3 4	3 8	4 0	4 6	4 7	5 4	5 4	5 8	6 1	6 7
SOHO & WINSON GREEN	1 8	1 9	1 10	2 3	2 8	2 10	3 2	3 6	3 10	4 4	4 5	5 2	5 2	5 6	5 11	6 5
HOCKLEY	1 4	1 5	1 6	1 11	2 4	2 6	2 10	3 2	3 6	4 0	4 1	4 10	4 10	5 2	5 7	6 1
STOURBRIDGE TOWN	4 0	4 1	4 2	4 7	5 0	5 2	5 6	5 10	6 2	6 8	6 9	7 6	7 6	7 10	8 3	8 9
STOURBRIDGE JUNCTION	3 10	3 11	4 0	4 5	4 10	5 0	5 4	5 8	6 0	6 6	6 7	7 4	7 4	7 8	8 1	8 7
LYE	3 9	3 10	3 11	4 4	4 9	4 11	5 3	5 7	5 11	6 5	6 6	7 3	7 3	7 7	8 0	8 6
CRADLEY HEATH & CRADLEY	3 6	3 7	3 8	4 1	4 6	4 8	5 0	5 4	5 8	6 2	6 3	7 0	7 0	7 4	7 9	8 3
OLD HILL	3 2	3 3	3 4	3 9	4 2	4 4	4 8	5 0	5 4	5 10	5 11	6 8	6 8	7 0	7 5	7 11
ROWLEY REGIS & BLACKHEATH	2 10	2 11	3 0	3 5	3 10	4 0	4 4	4 8	5 0	5 6	5 7	6 4	6 4	6 8	7 1	7 7
OLDBURY & LANGLEY GREEN	2 6	2 7	2 8	3 1	3 6	3 8	4 0	4 4	4 8	5 2	5 3	6 0	6 0	6 4	6 9	7 3
SMETHWICK WEST	2 3	2 4	2 5	2 10	3 3	3 5	3 9	4 1	4 5	4 11	5 0	5 9	5 9	6 1	6 6	7 0

For conditions of issue—see page 4

The fares shown are liable to alteration

SEASON TICKETS

Season tickets, allowing unlimited travel during the period of validity, are issued between two or more stations for any period from one to twelve months, including odd days, e.g., one month and four days, four months and twenty-seven days, etc.

Weekly season tickets are issued for distances not exceeding 75 miles and are available for an unlimited number of journeys from Sunday to Saturday inclusive.

Ordinary season tickets at half the adult rate are issued to juveniles under 14 years of age.

Reduced Rate season tickets are issued for residential purposes only to juveniles of 14 and under 18 years of age as set out hereunder:—

England and Wales

(a) At half rate

- (i) To all juveniles of 14 and under 16 years of age.
- (ii) To all juveniles of 16 and under 18 years of age, who are not in receipt of salary, wages, remuneration or any other monetary payment (otherwise than by grant for educational purposes) amounting in the aggregate to more than 25s. 0d. per week.

(b) At two-thirds rate

To all juveniles of 16 and under 18 years of age who are in receipt of salary or other monetary allowance exceeding 25s. 0d. per week.

Where issued, weekly season tickets are also obtainable at the appropriate half or two-thirds rates.

GUARANTEED EXCURSIONS

Where a minimum of 300 adult fares (two children under 14 years of age counting as one adult) is guaranteed, Second class Day excursion tickets are issued at reduced fares for travel by special train. A commission, not exceeding 7 per cent. on the rail fares, is allowed to the promoter of the excursion provided the guarantee is maintained. Four First class or six Second class free tickets will be granted to the promoter in respect of each 300 adult fares, after the guarantee has been signed, the intention being to help the promoter to make arrangements at the point to be visited.

Half-day and Evening excursion tickets Second class at lower fares are also issued under similar arrangements subject to a minimum of 400 adult fares. Commission, not exceeding 5 per cent. on the rail fares, is allowed provided the guarantee is maintained and four Second class free tickets are granted for each 400 fares after the guarantee has been signed.

NOTE. Guaranteed excursions are not accepted in connection with certain national sporting events and horse race meetings.

CAMPING PARTIES

Cheap return tickets are issued by prior arrangement for organised parties of juveniles attending camps and rallies and in certain other circumstances.

CAMPING COACHES

Camping Coaches, fully equipped with bed clothes, linen, cutlery, crockery, cooking utensils, etc., are available at selected seaside and country places. Particulars of sites, charges and conditions of letting may be obtained from the Commercial Officer of the region in which the coach is situated.

PACKED MEALS

Packed meals in attractive cartons and hygienically wrapped can be obtained at all station refreshment rooms at moderate prices.

SEND YOUR LUGGAGE
IN ADVANCE
ASK FOR A FORM
AT ANY STATION

CIRCULAR TOUR TICKETS

ISSUED ALL THE YEAR ROUND
AT REDUCED FARES FOR BUSINESS
OR PLEASURE JOURNEYS

HOLIDAY 'RUNABOUT' TICKETS

Issued from

MAY TO OCTOBER

Available for SEVEN DAYS
UNLIMITED TRAVEL BY RAIL IN
SELECTED HOLIDAY AREAS AT
EXCEPTIONALLY CHEAP RATES

PARTY OUTINGS

British Railways, Western Region specialist staff are available to give every possible assistance to Secretaries and Organisers of Clubs, Firms, Societies, Schools, etc., in making their arrangements for outings inclusive of road or river trips and meals en route or at destination.

Attractive outings, including admission to theatres, other places of entertainment, sporting events can be arranged at any time of the year.

Promoters are invited to discuss their requirements with the Station Master at the station from which the party would wish to commence the journey, or to communicate with Mr. D. L. Pride, District Traffic Superintendent, Snow Hill Station, Birmingham.

THE REDUCED RAIL FARE FACILITIES FOR DAY OUTINGS AVAILABLE THROUGHOUT THE YEAR FOR PARTIES BY PRIOR ARRANGEMENT ARE:—

ADULT PARTIES

PARTIES OF 8 OR MORE ADULTS (two children under 14 years of age counting as one adult) travelling together in each direction.

FARE (Second Class only)

Single fare plus one half for double journey.

JUVENILE PARTIES

PARTIES OF 8 OR MORE JUVENILES travelling together in each direction.

FARE (Second Class only)

Under 16 years of age:— three-quarters single fare for double journey. (When travelling by Special Day or Half-Day Excursion trains—half excursion fare).

16 and under 18 years of age:— single fare plus one-half for double journey.

Adults accompanying:— single fare plus one-half for double journey.

ACCOMMODATION WILL BE RESERVED WHERE PRACTICABLE FREE OF CHARGE

FREE TICKETS

Free tickets, between the same stations as the tickets held by Adult or Juvenile parties, will be issued to the organisers on prior application as under:—

25–50 fare paying passengers .. 1 free ticket. 51–100 fare paying passengers .. 2 free tickets.
For every additional 50 fare paying passengers .. 1 free ticket.

TRAVEL

MID-WEEK

IN GREATER COMFORT AT REDUCED FARE

Mid-week holiday period tickets, second class only, issued during the period May to October inclusive at reduced fares between any pair of stations in Great Britain approximately 100 miles or more apart, available outward on Tuesdays, Wednesdays or Thursdays for return on Tuesday, Wednesday or Thursday of the following week or week after.

BRITISH RAILWAYS AUTOBRITN PLAN

In association with the Victor Britain Rent-a-Car system, a self-drive car may be reserved for your use at the undermentioned places:—

London

Aberdeen	Fort William	Northampton
Birmingham	Glasgow	Norwich
Brighton	Inverness	Nottingham
Bristol	Leeds	Plymouth
Cardiff	Leicester	Port Talbot
Carlisle	Liverpool	Sheffield
Darlington	Llanelly	Southampton
Dundee	Manchester	Swansea
Edinburgh	Neath	Wick
Exeter	Newcastle-on-Tyne	

By simply paying a reservation fee of 5s. 0d. at any station authorised to accept bookings, you can reserve a car, small, medium or large to meet you at your rail destination at any of the places listed above. On arrival at your rail destination a Victor Britain representative will ask you to produce a current driving licence and complete the necessary form of insurance and hire contract showing at least two years accident and prosecution free current driving experience (age limits 21-65). Subject to acceptance, the usual deposit (£10), plus estimated hire charges, will be collected by the hire company's representative. He will gladly give you (free of charge) maps and guides and a complimentary copy of the Victor Britain unique Gastronomic Guide.

Further information will be supplied upon application at British Railways stations and offices.

Full information regarding these and other passenger train facilities may be obtained from British Railways Stations, Offices and Agencies, or upon application to:—

District Traffic Superintendent,
Snow Hill Station,
Birmingham.
Telephone Central 5071.